



**General Directorate of Customs  
Fiscal Analyses Unit**

**BULETINI FISKAL MARS 2026  
FISCAL BULETIN  
MARCH 2026**

**Tel ++ 355 4 2 264 913**

## Përmbajtja Content

### ***Të Ardhurat Doganore në Total dhe sipas zërave***

#### ***Customs Revenues***

1. Realizimi i të Ardhurave Doganore (Taksë doganore, Akcisë, Tvsh, Rentë minerare, etj.)  
Customs Revenues ( Customs Duty, Excise, VAT, Mineral Royalty, etc.)
2. Realizimi i të Ardhurave Doganore në vite  
Customs Revenues in years
3. Taksa Doganore në vite  
Customs Duty in years
4. Akcisa në vite  
Excise in years
5. Tvsh në vite  
VAT in years
6. Renta minerare në vite  
Mineral Royalty in years
7. Niveli mesatar i Taksës Doganore në vite  
Average Tariff Rate in years

### ***Volumi i Importeve në Vlerë***

#### ***Value of Imports***

8. Vlera e importeve sipas muajve  
Value of imports by months
9. Vlera e importeve në vite  
Value of imports in years
10. Importi i Taksuar në vite  
Taxable imports in years
11. Importi i Pataksuar në vite  
Untaxable Imports in years
12. Importi me Regjim Perpunimi Aktiv në vite  
Import under inèard processing in years
13. Kursi i këmbimit të dollarit amerikan kundrejt lekut  
Exchange rate USD/Lek
14. Kursi i këmbimit të Euros kundrejt lekut  
Exchange rate Euro/Lek

### ***Mallrat Kryesore të Akcisës dhe Mallrat që zënë peshën kryesore në Totalin e të Ardhurave*** **Main Excise Commodities and Main Imports Revenues Collected**

15. Mallrat Kryesore të Akcizës ( Cigare, Birrë, Kafë, Karburant )  
Main Excise Commodities by months( Cigarette, Beer, Fuel, Coffee)
16. Importi i Kafes, Birrës, Cigareve, Karburantit në Vite  
Main Excise Commodities by years ( Coffee, Beer, Cigarette, Fuel )
17. Mallrat që zënë peshën kryesore në Totalin e Të Ardhurave  
Main Imports Revenues Collected

Tabela 1 Realizimi i të Ardhurave Doganore ( TD, Akcisë,Tvsh, Rentë minerare)

Table 1 Customs Revenues ( Customs Duty,Excise,VAT,Mineral Royalty)

Në milion lekë

Muajt	Plani	Fakti	Dif (Vlerë absolute)	Realizimi ne %	Months
Janar	17,349	16,008	-1,341	92	January
Shkurt	18,733	17,096	-1,637	91	February
Mars	19,371	19,778	406	102	March
Progresivi	55,453	52,882	(2,572)	95	Total

Nuk janë të zbritura Rimbursimet e Akcizës

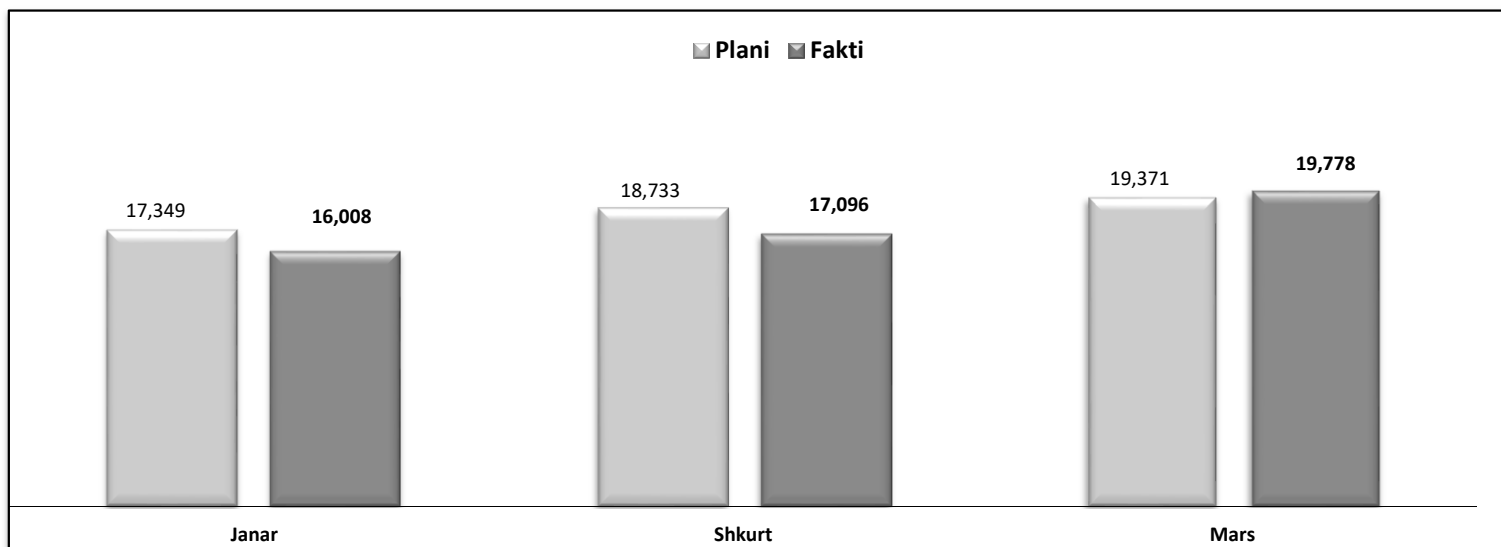


Tabela 2 Realizimi i të Ardhurave Doganore në vite

Table 2 Customs Revenues in years

*Në milion lekë*

Muajt	2022	2023	2024	2025	2026	Months
Janar	13,397	14,832	15,058	16,385	16,008	January
Shkurt	16,232	15,782	16,933	17,259	17,096	February
Mars	18,710	17,286	18,105	19,166	19,778	March
<b>Progresivi</b>	<b>48,338</b>	<b>47,900</b>	<b>50,097</b>	<b>52,810</b>	<b>52,882</b>	<b>Total</b>

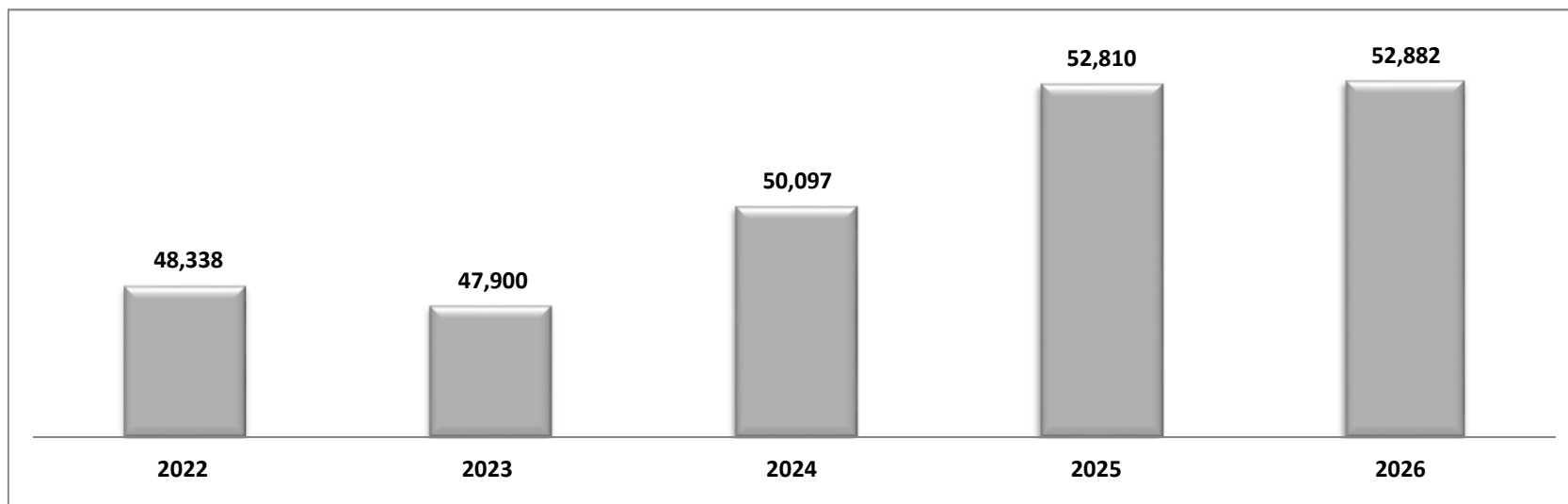
*Nuk janë të zbritura Rimbursimet e Akcizës*

Tabela 3 Taksa Doganore në vite

Table 3 Customs Duty in years

*Në milion Lekë*

Muajt	2022	2023	2024	2025	2026	Months
Janar	464	584	639	586	614	January
Shkurt	564	672	651	662	734	February
Mars	699	721	697	797	881	March
<b>Progresivi</b>	<b>1,728</b>	<b>1,977</b>	<b>1,987</b>	<b>2,045</b>	<b>2,230</b>	<b>Total</b>

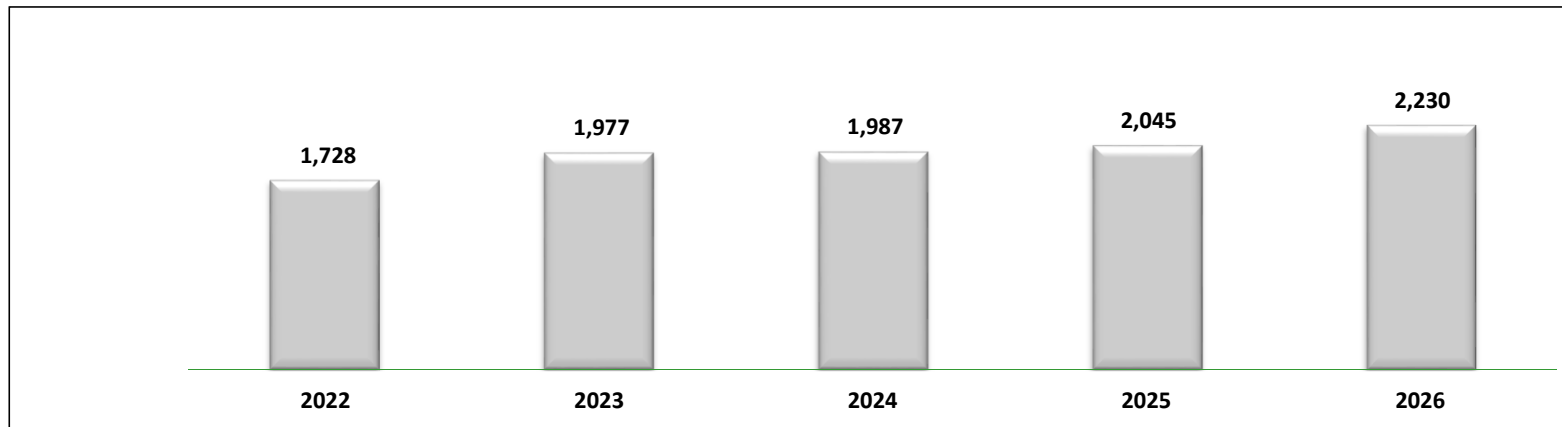
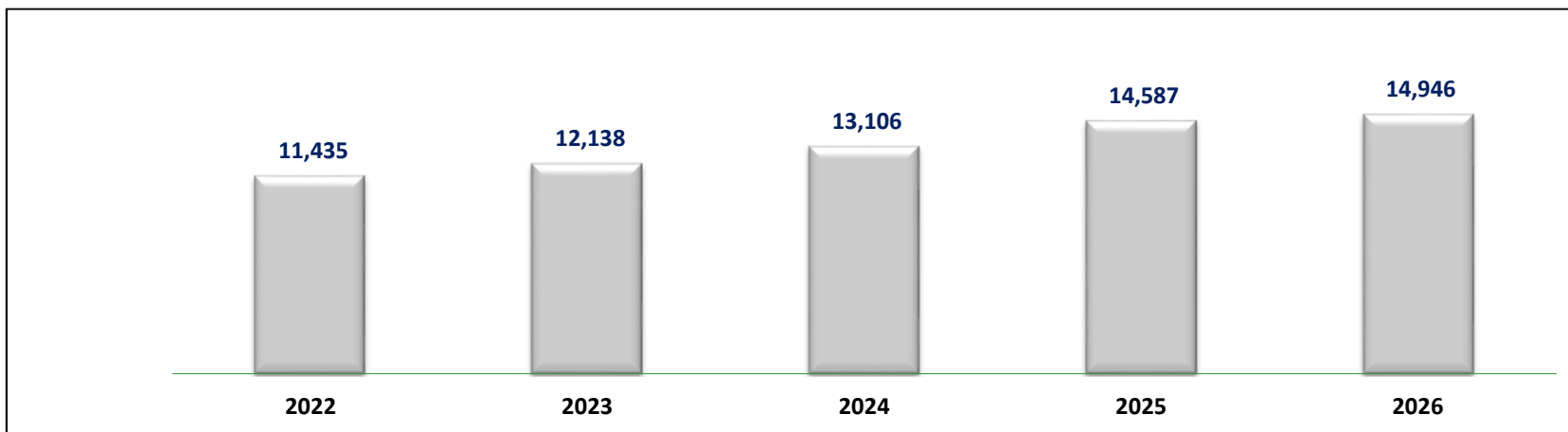


Tabela 4 Akciza në vite

Table 4 Excise in years

Në milion Lekë

Muajt	2022	2023	2024	2025	2026	Months
Janar	3,495	4,135	4,324	4,869	5,208	January
Shkurt	4,025	4,136	4,264	4,599	4,820	February
Mars	3,915	3,867	4,518	5,119	4,918	March
<b>Progresivi</b>	<b>11,435</b>	<b>12,138</b>	<b>13,106</b>	<b>14,587</b>	<b>14,946</b>	<b>Total</b>

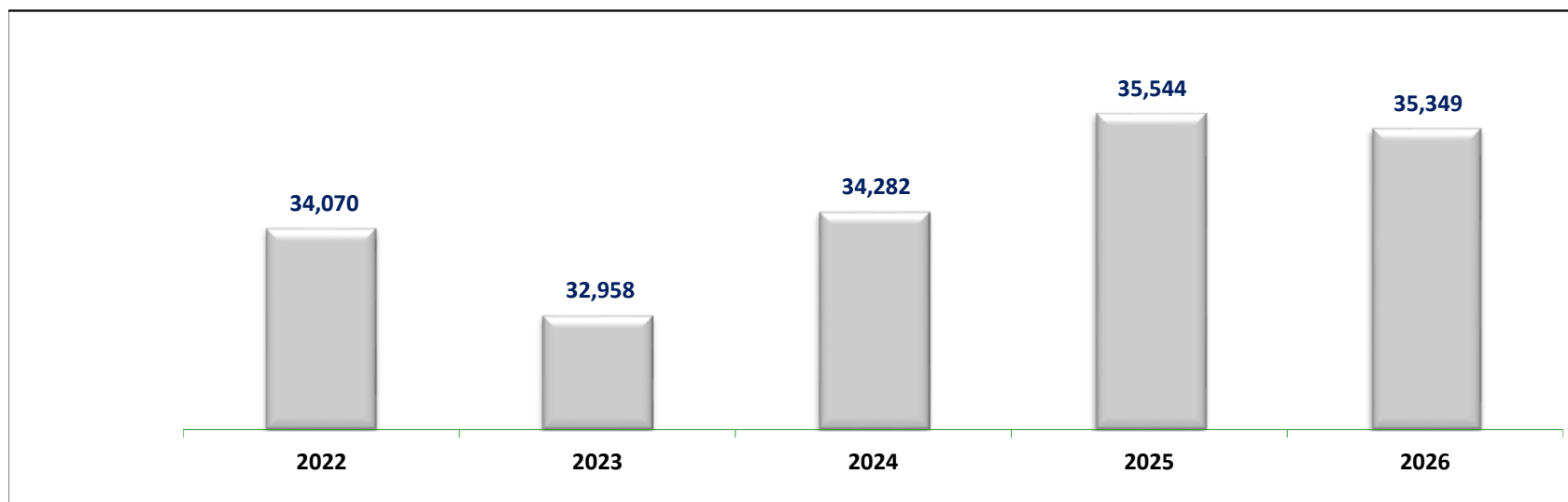


Shënim :

**Tabela 5 Tvsh në vite**  
**Table 5 VAT in years**

*Në milion lekë*

Muajt	2022	2023	2024	2025	2026	Months
Janar	9,160	9,878	9,908	10,745	10,123	January
Shkurt	11,317	10,754	11,804	11,776	11,370	February
Mars	13,593	12,326	12,569	13,022	13,856	March
<b>Progresivi</b>	<b>34,070</b>	<b>32,958</b>	<b>34,282</b>	<b>35,544</b>	<b>35,349</b>	<b>Total</b>



**Tabela 6 Renta Minerare në vite**  
**Table 6 Mineral Royalty in years**

*Në milion Lekë*

Muajt	2022	2023	2024	2025	2026	Months
Janar	277	235	187	184	63	January
Shkurt	326	220	214	221	171	February
Mars	502	372	321	228	122	March
<b>Progresivi</b>	<b>1,105</b>	<b>827</b>	<b>722</b>	<b>634</b>	<b>357</b>	<b>Total</b>

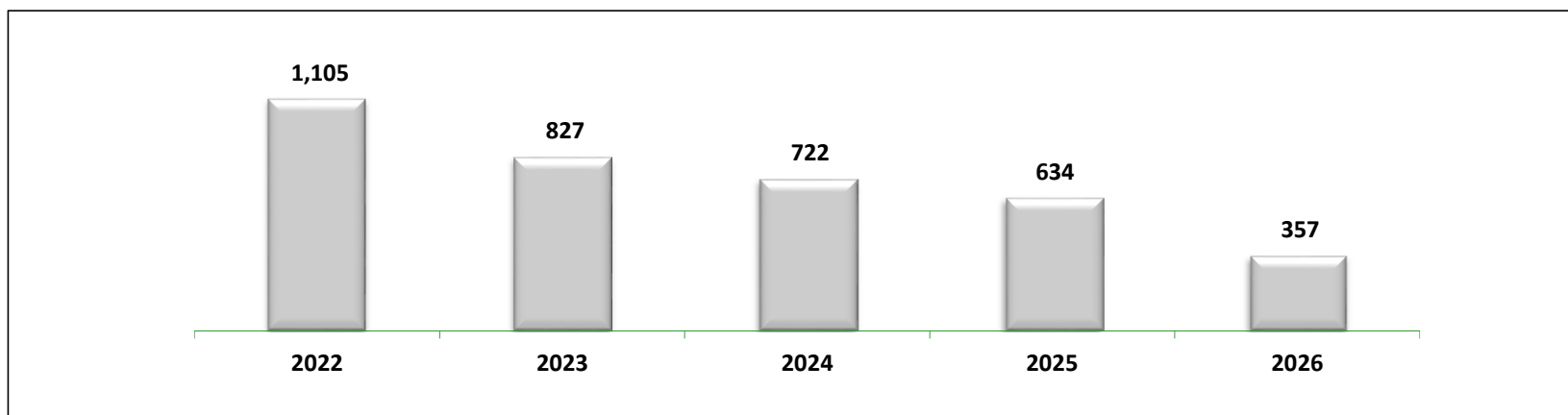


Tabela 7 Niveli mesatar i taksës doganore në vite

Table 7 Average Tariff Rate in years

Muajt	2022	2023	2024	2025	2026	Months
Janar	1.11	1.28	1.38	1.16	1.30	January
Shkurt	1.04	1.24	1.04	1.18	1.29	February
Mars	1.05	1.17	1.13	1.30	1.30	March
Niveli mesatar	1.06	1.22	1.17	1.22	1.30	Average tariff rate

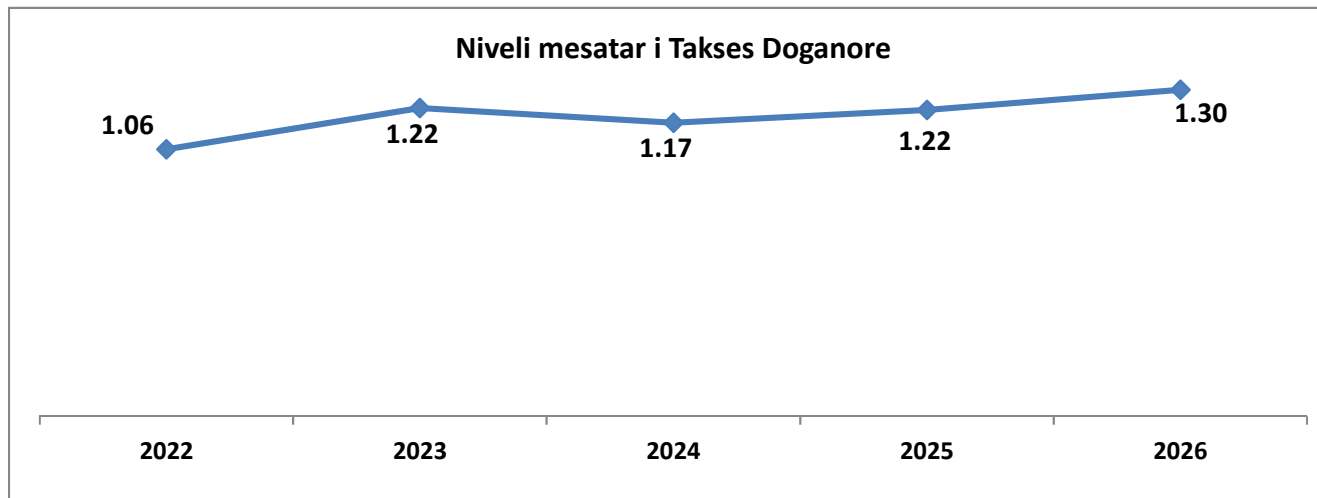


Tabela 8 Vlera e Importeve sipas muajve

Table 8 Value of imports by months

Në milion lekë

Muajt	Import	Import i Taksuar		Import i Pataksuar		Përpunim Aktiv		Të Tjera		Months
	Vlera	Vlera	%	Vlera	%	Vlera	%	Vlera	%	
Janar	59,019	47,216	80.0	1,455	2.5	8,479	14.4	1,869	3.2	January
Shkurt	69,255	56,711	81.9	622	0.9	10,136	14.6	1,786	2.6	February
Mars	81,886	67,985	83.0	866	1.1	10,880	13.3	2,154	2.6	March
Progresivi	210,159	171,911	81.8	2,944	1.4	29,495	14.0	5,809	2.8	0

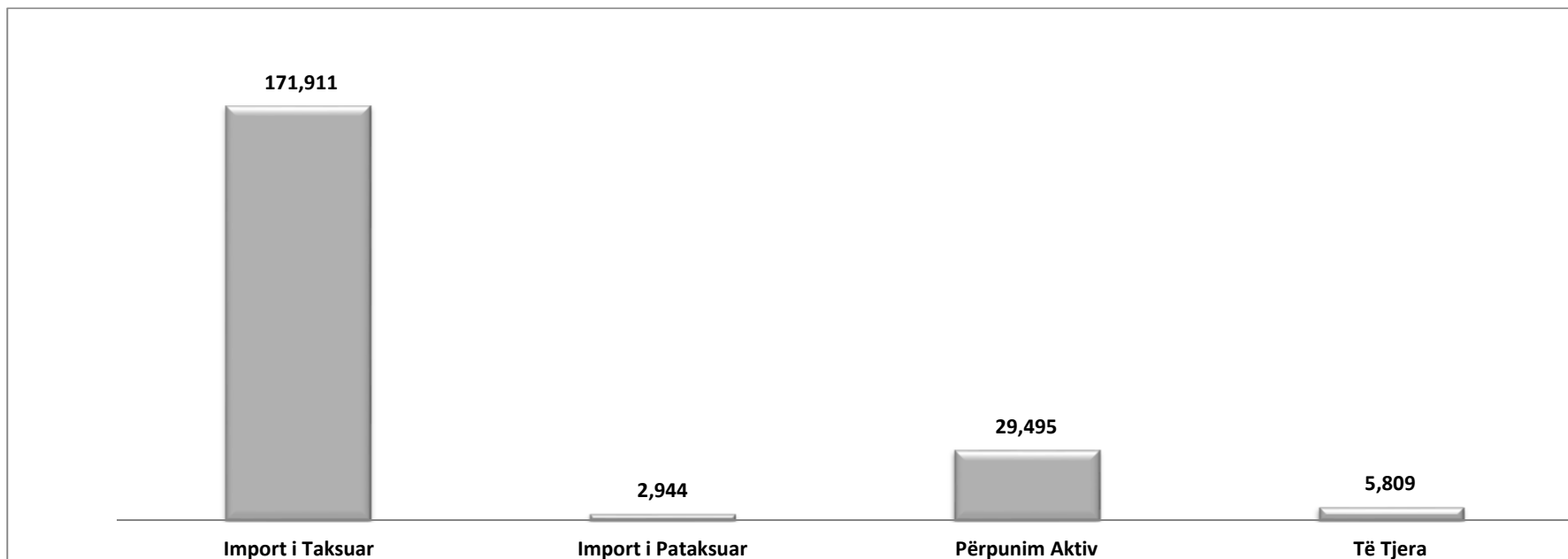
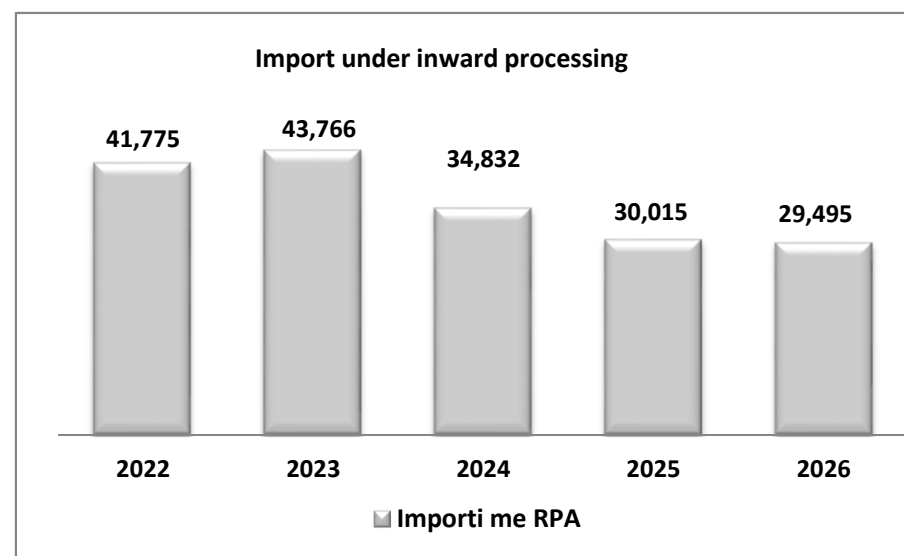
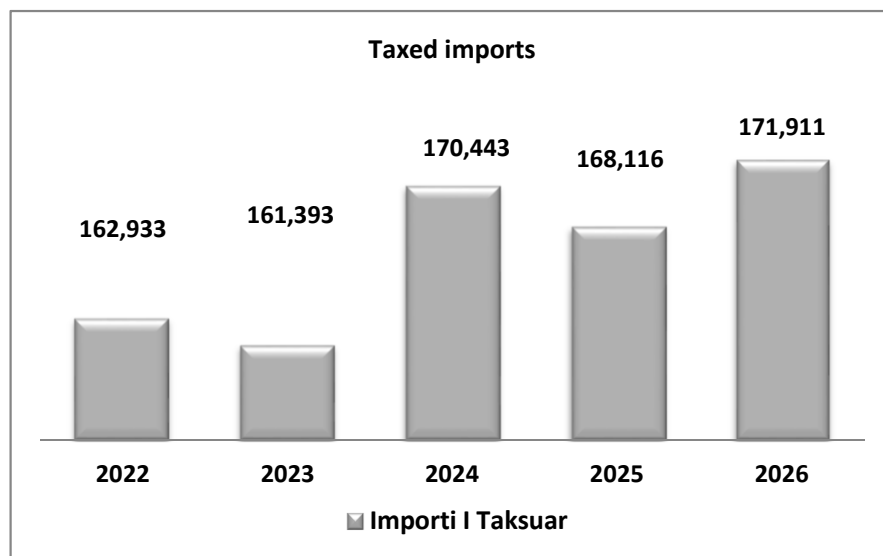


Tabela 9 Vlera e Importeve në vite

Table 9 Value of Imports in years

Në milion lekë

Vitet	2022	2023	2024	2025	2026	Years
Importi I Taksuar	162,933	161,393	170,443	168,116	171,911	Taxable imports
Importi I Pataksuar	1,870	3,137	2,978	7,782	2,944	Untaxable imports
Importi me RPA	41,775	43,766	34,832	30,015	29,495	Import under inward processing
Të tjera Importe	41,363	31,434	25,856	25,870	5,809	Other imports
<b>Totali I Importeve</b>	<b>247,941</b>	<b>239,730</b>	<b>234,109</b>	<b>231,783</b>	<b>210,159</b>	<b>Total of imports</b>

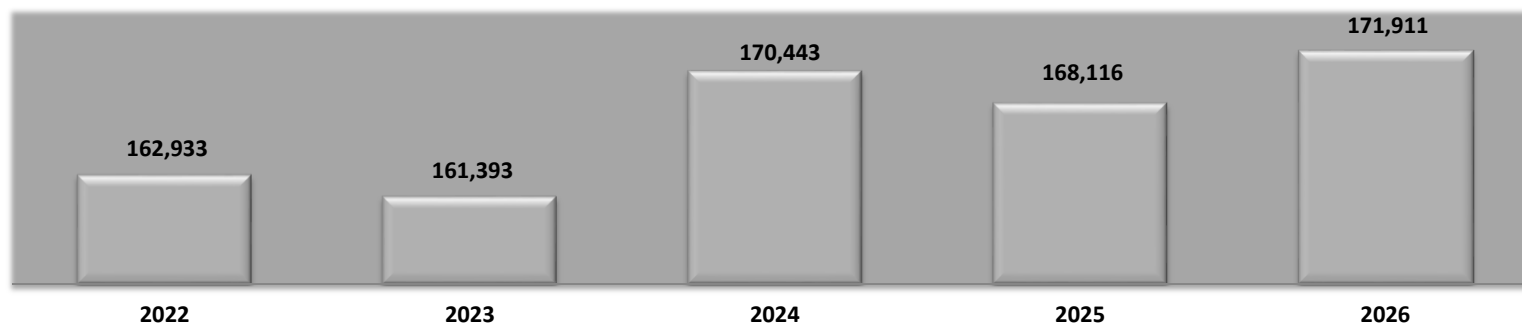


**Tabela 10 Importi i Taksuar në vite**  
**Table 10 Taxable imports in years**

*Në milion lekë*

Muajt	2022	2023	2024	2025	2026	Months
Janar	41,971	45,632	46,164	50,541	47,216	January
Shkurt	54,137	54,220	62,834	56,280	56,711	February
Mars	66,826	61,542	61,445	61,295	67,985	March
<b>Progresivi</b>	<b>162,933</b>	<b>161,393</b>	<b>170,443</b>	<b>168,116</b>	<b>171,911</b>	<b>Total</b>

**Progressive**



**Tabela 11 Importi i Pataksuar në Vite**  
**Table 11 Not Taxable Imports in years**

*Ne milion leke*

Muajt	2022	2023	2024	2025	2026	Months
Janar	675	808	1,514	599	1,455	January
Shkurt	367	960	683	625	622	February
Mars	827	1,369	781	6,557	866	March
<b>Progresivi</b>	<b>1,870</b>	<b>3,137</b>	<b>2,978</b>	<b>7,782</b>	<b>2,944</b>	<b>Total</b>

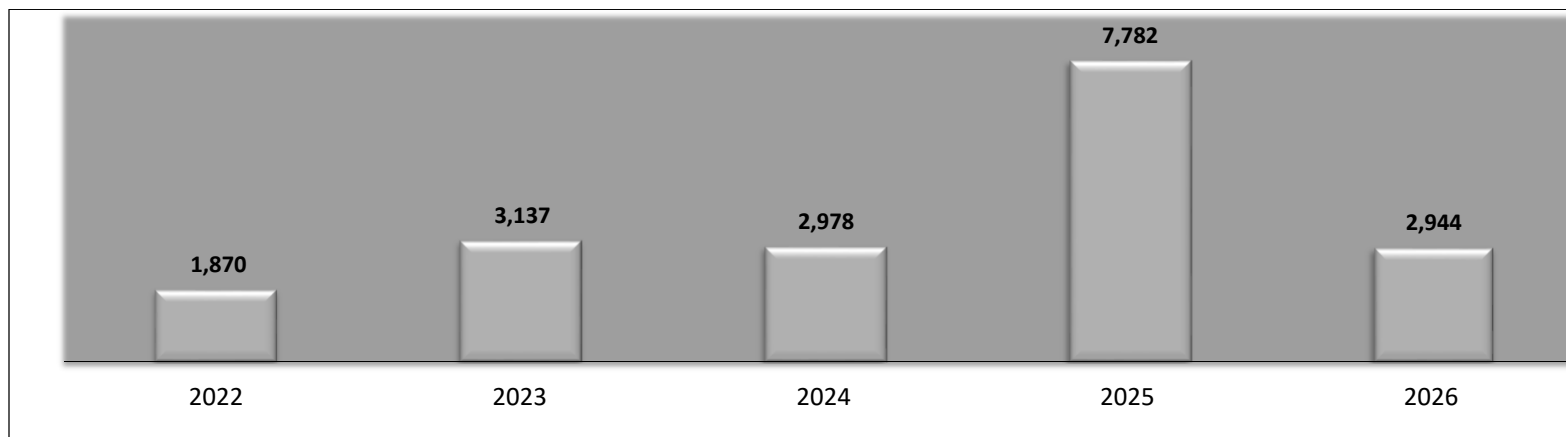


Table 12 Import I Përpnimit Aktiv në Vite

Table 12 Import Under Inward processing in years

*Në milion lekë*

Muajt	2022	2023	2024	2025	2026	Months
Janar	12,067	12,067	12,127	8,743	8,479	January
Shkurt	13,716	14,133	10,315	10,131	10,136	February
Mars	15,992	17,566	12,389	11,141	10,880	March
<b>Progresivi</b>	<b>41,775</b>	<b>43,766</b>	<b>34,832</b>	<b>30,015</b>	<b>29,495</b>	<b>Total</b>

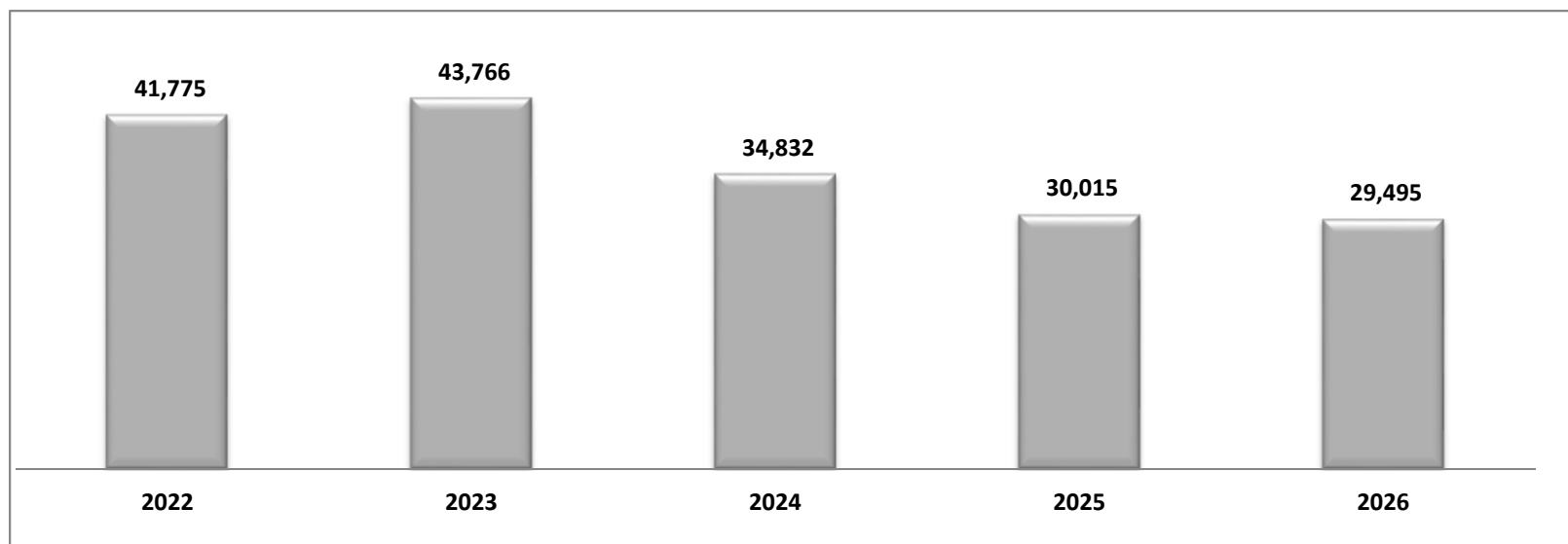


Tabela 13 Kursi i këmbimit të dollarit amerikan kundrejt lekut

Table 13 Exchange rate USD/Lek

Muajt	2022	2023	2024	2025	2026	Months
Janar	106.54	107.05	93.94	94.26	82.46	January
Shkurt	108.18	107.72	95.95	96.14	81.13	February
Mars	111.00	108.43	95.92	95.41	81.64	March
<b>Kursi mesatar</b>	<b>108.57</b>	<b>107.73</b>	<b>95.27</b>	<b>95.27</b>	<b>81.74</b>	<b>Average rate</b>

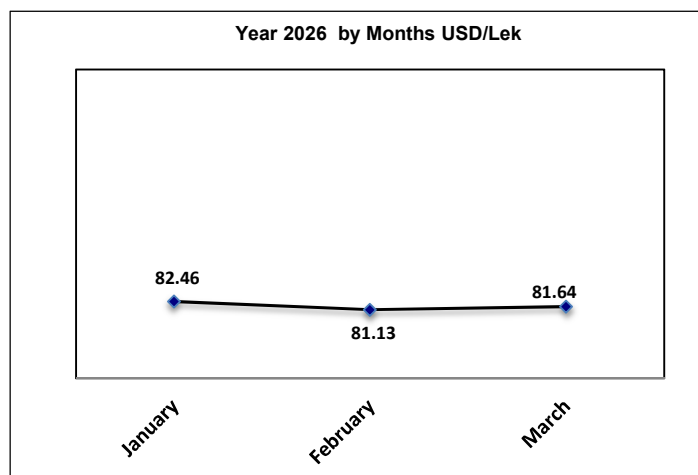
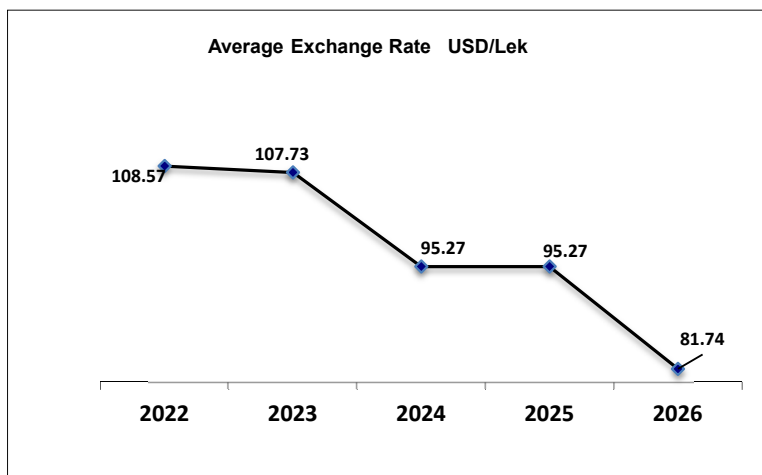


Tabela 15 Mallrat kryesore të Akcisës sipas muajve ( Cigare, Birrë, Karburante, Kafe )

Table 15 Main Excise Commodities by months( Cigarette, Beer,Fuel,Coffee)

Muajt	Cigare Cigarette	Birrë Beer	Karburante Fuel	Kafe Coffee	Months
Janar	253	2,150	50,808	453	January
Shkurt	244	2,474	51,283	689	February
Mars	238	3,353	53,577	729	March
<b>Progresivi</b>	<b>735</b>	<b>7,977</b>	<b>155,668</b>	<b>1,871</b>	-

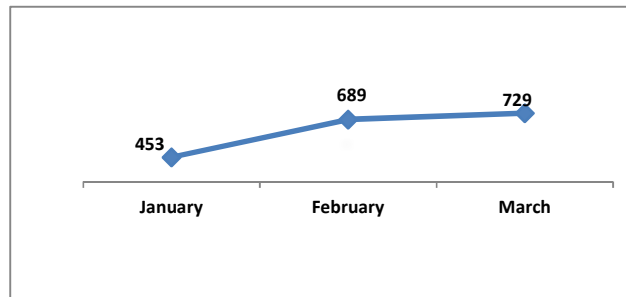
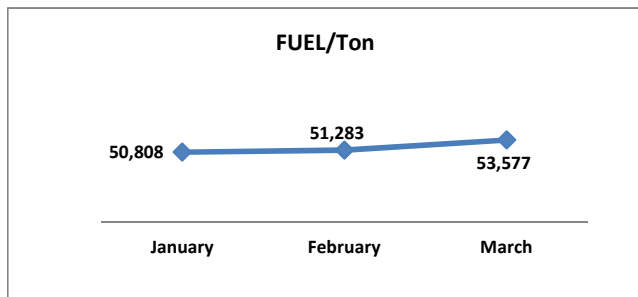
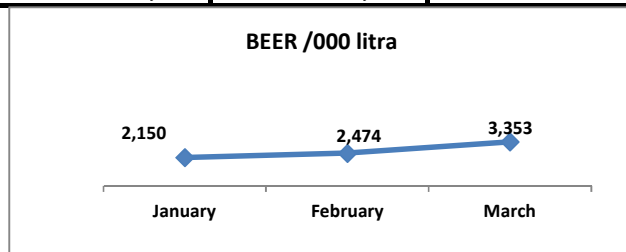
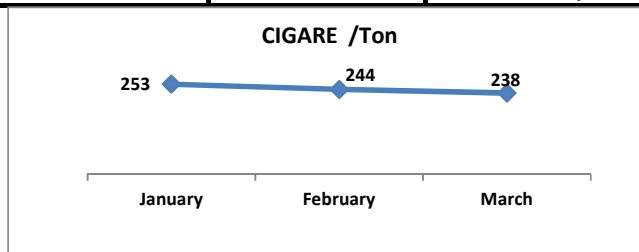


Tabela 16 Mallrat kryesore të Akcisës sipas viteve ( Kafe, Birrë, Cigare, Karburante )

Table 16 Main Excise Commodities by years ( Coffee, Beer, Cigarette, Fuel )

Vitet	Kafe	Birrë	Cigare	Karburante	Vitet
	Coffee	Beer	Cigarette	Fuel	
	Sasia/Ton	Sasia/ 000/Litra	Sasia/Ton	Sasia/ Ton	
2022	1,880	7,843	673	127,071	2022
2023	1,880	7,843	673	128,319	2023
2024	1,555	9,638	685	137,541	2024
2025	2,141	10,300	699	158,683	2025
2026	1,871	7,977	735	155,668	2026

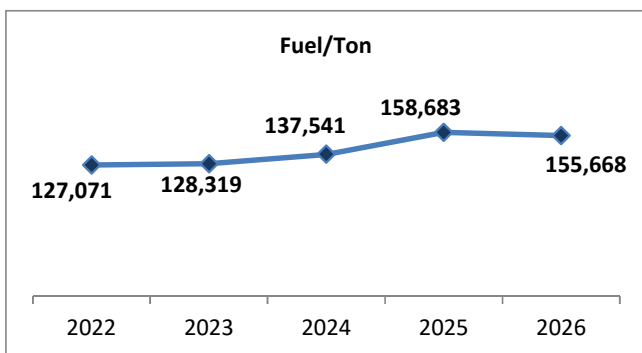
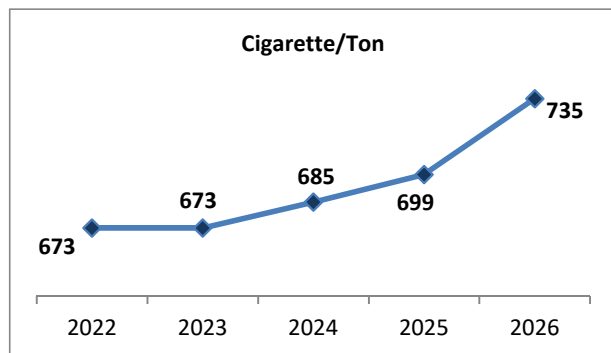
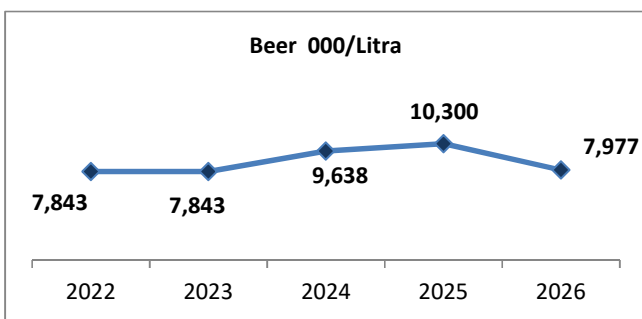
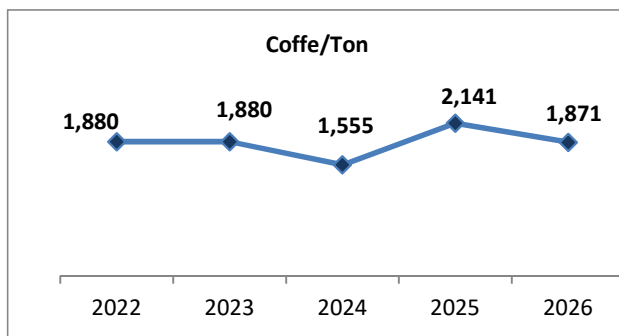


Tabela 17 Të ardhurat sipas mallrave kryesore Shkurt 2026

	Pershkrimi	Të Ardhurat në Milion Lekë	Kontributi në % ndaj të ardhurave gjithësej
1	Karburante Import	4,504,126	8,517.4
2	Cigare	2,104,145	3,979.0
3	Metalet baze dhe artikujt prej tyre	1,451,307	2,744.45
4	Automjeteve te perdorura	855,453	1,617.68
5	Veshje, Tekstile	600,740	1,136.01
6	Ushqime te pergatitura	572,830	1,083.23
7	Plastika dhe artikujt	549,196	1,038.54
8	Gaz i Lëngët	510,073	964.56
9	Materiale te ndertimit	490,503	927.55
10	Detergjentet; parfumeri	428,213	809.76
11	Elektro shtepiake	344,290	651.06
12	Fruta Perime	339,354	641.72
13	Kimikatet inorganik kimik	285,099	539.13
14	Veshjet e Kembes dhe Kokes	282,727	534.64
15	Mobilieve Ndricues ndertesa	248,604	470.12
16	Druri kashta dhe artikuj prej tyre	245,078	463.45
17	Mishi	240,934	455.61
18	Birre Importi	206,013	389.58
19	Instrumente dhe aparatet fotografik dhe ato mates	199,866	377.95
20	Bulmet veze mjalte etj	159,672	301.94
	<b>Total</b>	<b>14,618,222</b>	<b>27,643.35</b>

Table 17 Main Imports Revenues Collected March 2026

	Description	Revenues In Million Leke	Contribution in % to Customs Revenues
1	Fuel Import	4,504,126	8,517.39
2	Cigarettes	2,104,145	3,978.98
3	Base metals and articles thereof	1,451,307	2,744.45
4	Used vehicles for the transport	855,453	1,617.68
5	Clothing, textiles	600,740	1,136.01
6	Prepared foods	572,830	1,083.23
7	Plastics and articles	549,196	1,038.54
8	Liquid gas	510,073	964.56
9	Construction materials	490,503	927.55
10	Detergents, perfumery	428,213	809.76
11	Home Appliances (Electrodomestics)	344,290	651.06
12	Fruits vegetables	339,354	641.72
13	Chemical inorganic chemicals	285,099	539.13
14	Leg and head dresses	282,727	534.64
15	Spot Lights building furniture	248,604	470.12
16	Wood and articles of straw	245,078	463.45
17	Meat	240,934	455.61
18	Beer Import	206,013	389.58
19	Instruments and photographic apparatus	199,866	377.95
20	Dairy, eggs, honey, etj	159,672	301.94
	<b>Total</b>	<b>14,618,222</b>	<b>27,643.35</b>