General Directorate of Customs
Fiscal Analyses Unit

BULETINI FISKAL
Dhjetor 2019

FISCAL BULETIN
December 2019

Tel ++ 355 4 2 264 913

Per me teper,Buletinin Fiskal dhe Buletinin e Tregtise se Jashtme, do t'i gjeni ne format elektronik ne Web-in e D.P.D.-se
www.dogana.gov.al
Rubrika "Analiza"

Përmbajtja

Content

Të Ardhurat Doganore në Total dhe sipas zërave
Customs Revenues

1. Realizimi i të Ardhurave Doganore (Taksë doganore, Akcisë, Tvsh,Rentë minerare,etj.)
   Customs Revenues (Customs Duty, Excise,VAT,Mineral Royalty,etc.)
2. Realizimi i të Ardhurave Doganore në vite
   Customs Revenues in years
3. Taksa Doganore në vite
   Customs Duty in years
4. Akcisa në vite
   Excise in years
5. Tvsh në vite
   VAT in years
6. Renta minerare në vite
   Mineral Royalty in years
7. Niveli mesatar i Taksës Doganore në vite
   Average Tariff Rate in years

Volumi i Importeve në Vlerë
Value of Imports

8. Vlera e importeve sipas muajve
   Value of imports by months
9. Vlera e importeve në vite
   Value of imports in years
10. Importi i Taksuar në vite
    Taxable imports in years
11. Importi i Pataksuar në vite
    Untaxable Imports in years
12. Importi me Regjim Perpunimi Aktiv në vite
    Import under inëard processing in years
13. Kursi i këmbimit të dollarit amerikan kundrejt lekut
    Exchange rate USD/Lek
14. Kursi i këmbimit të Euros kundrejt lekut
    Exchange rate Euro/Lek

Mallrat Kryesore të Akcisës dhe Mallrat që zënë peshën kryesore në Totalin e të Ardhurave
Main Excise Commodities and Main Imports Revenues Collected

15. Mallrat Kryesore të Akcizës (Cigare, Birrë, Kafe, Karburant)
    Main Excise Commodities by months(Cigarette, Beer,Fuel,Coffee)
16. Importi i Kafes,Birrës,Cigareve,Karburantit në Vite
    Main Excise Commodities by years (Coffee,Beer,Cigarette,Fuel)
17. Mallrat që zënë peshën kryesore në Totalin e Të Ardhurave
    Main Imports Revenues Collected

Table 5. Realistic 18 medicine diagnosis (70,Metal,Tech, Rural clinicians)
Table 5. Customs Revenues (Customs Surplus/deficit,Affiliated Hospital)

Group	Clear	Fact	MP Other	Medicine in	Medicine
Area	12,000	14,000	1,000	18	Antibiotics
Clear	11,000	13,750	750	19	Diagnosis
Fact	13,000	14,875	875	20	Metal
Old	12,833	14,750	750	110	Rural
Blue	12,000	14,000	1,000	19	Tech
Department	11,167	13,625	1,625	18	Area
North	12,000	14,875	875	111	Old
Green	13,000	14,875	875	110	Blue
Minister	14,250	15,000	1,000	19	Department
Tech	13,000	14,750	750	20	North
Water	13,000	14,875	875	19	Minister
Center	12,167	14,000	1,000	18	Water
Grand Total	**12,600**	**14,350**	**875**	**19**	**Center**

Bar chart of Medicine Medicine in Clear



Tabela 2 Realizimi i të Ardhurave Doganore në vite
Table 2 Customs Revenues in years

Në milion lekë

Muajt	2015	2016	2017	2018	2019	Months
Janar	8,406	9,409	9,235	11,361	10,604	January
Shkurt	9,755	10,443	10,952	11,440	11,704	February
Mars	11,115	11,726	13,224	13,408	13,271	March
Prill	11,746	11,950	12,661	12,703	13,783	April
Maj	12,014	12,293	13,444	13,792	14,246	May
Qershor	12,965	13,385	14,415	13,818	13,904	June
Korrik	13,968	13,821	14,423	14,727	15,865	July
Gusht	13,791	14,004	14,950	14,753	15,825	August
Shtator	12,485	12,070	13,166	12,907	13,009	September
Tetor	13,073	12,841	13,794	14,302	14,625	October
Nëntor	12,395	12,921	13,852	13,961	13,221	November
Dhjetor	13,473	13,997	14,973	15,449	14,904	December
Progresivi	**145,186**	**148,861**	**159,090**	**162,621**	**164,960**	**Total**

Nuk janë të zbritura Rimbursimet e Akcizës

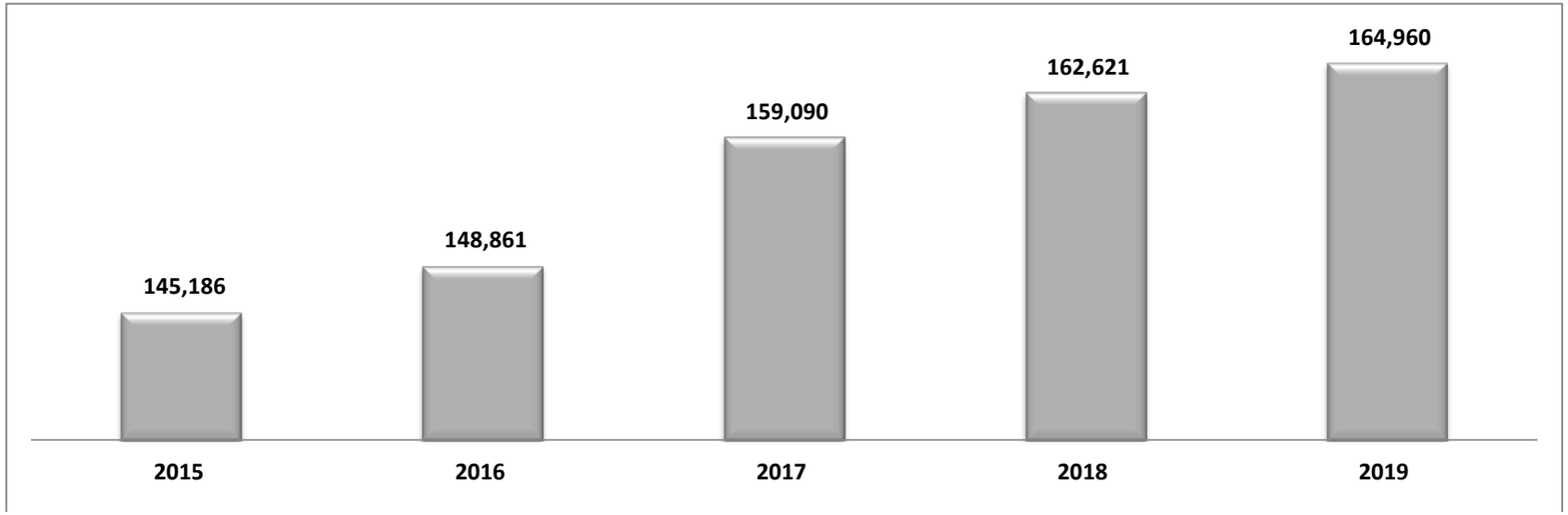

Tabela 3 Taksa Doganore në vite
Table 3 Customs Duty in years

Në milion Lekë

Muajt	2015	2016	2017	2018	2019	Months
Janar	350	398	414	418	410	January
Shkurt	395	410	450	459	430	February
Mars	531	498	494	523	571	March
Prill	413	468	482	467	555	April
Maj	452	532	636	564	592	May
Qershor	501	543	559	529	559	June
Korrik	525	581	615	590	630	July
Gusht	553	529	617	541	579	August
Shtator	477	474	507	467	478	September
Tetor	537	527	555	533	550	October
Nëntor	489	537	570	544	533	November
Dhjetor	572	635	592	581	594	December
Progresivi	**5,795**	**6,134**	**6,492**	**6,217**	**6,482**	**Total**

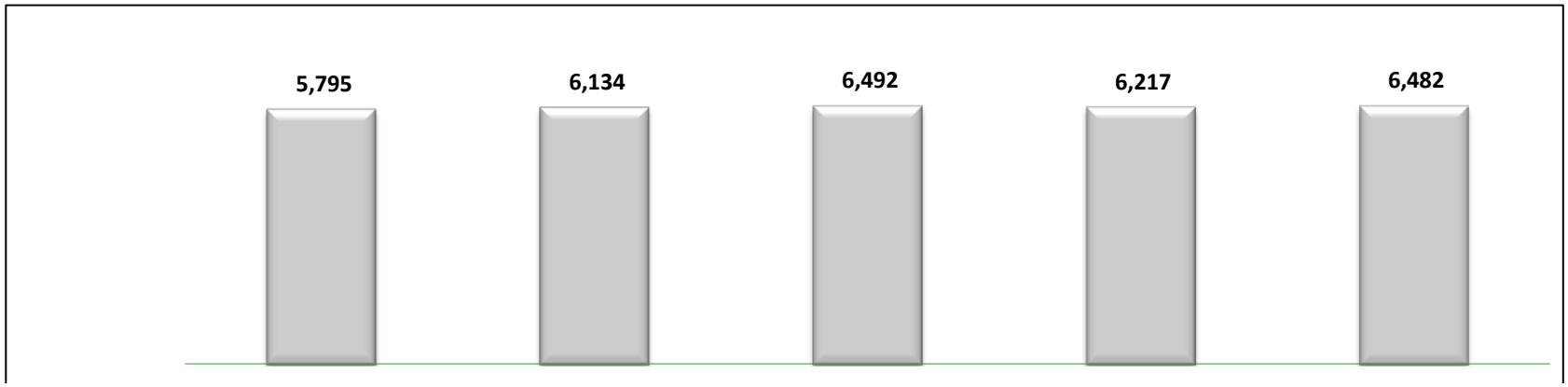

	2015	2016	2017	2018	2019

Tabela 4 Akciza në vite
Table 4 Excise in years

Në milion Lekë

Muajt	2015	2016	2017	2018	2019	Months
Janar	2,050	2,812	2,795	3,044	3,101	January
Shkurt	2,583	2,854	3,003	3,207	3,269	February
Mars	2,697	3,029	3,600	3,434	3,840	March
Prill	3,605	3,379	3,688	3,467	3,689	April
Maj	3,305	3,466	3,851	3,707	3,891	May
Qershor	3,707	3,818	4,485	4,236	4,327	June
Korrik	4,033	4,264	4,294	4,384	4,861	July
Gusht	4,680	4,240	4,915	5,060	5,309	August
Shtator	3,622	3,449	3,733	3,790	3,960	September
Tetor	3,338	3,541	3,529	3,944	4,124	October
Nëntor	3,278	3,544	4,023	3,891	3,641	November
Dhjetor	3,253	3,933	3,765	4,465	4,296	December
Progresivi	**40,152**	**42,328**	**45,680**	**46,629**	**48,308**	**Total**

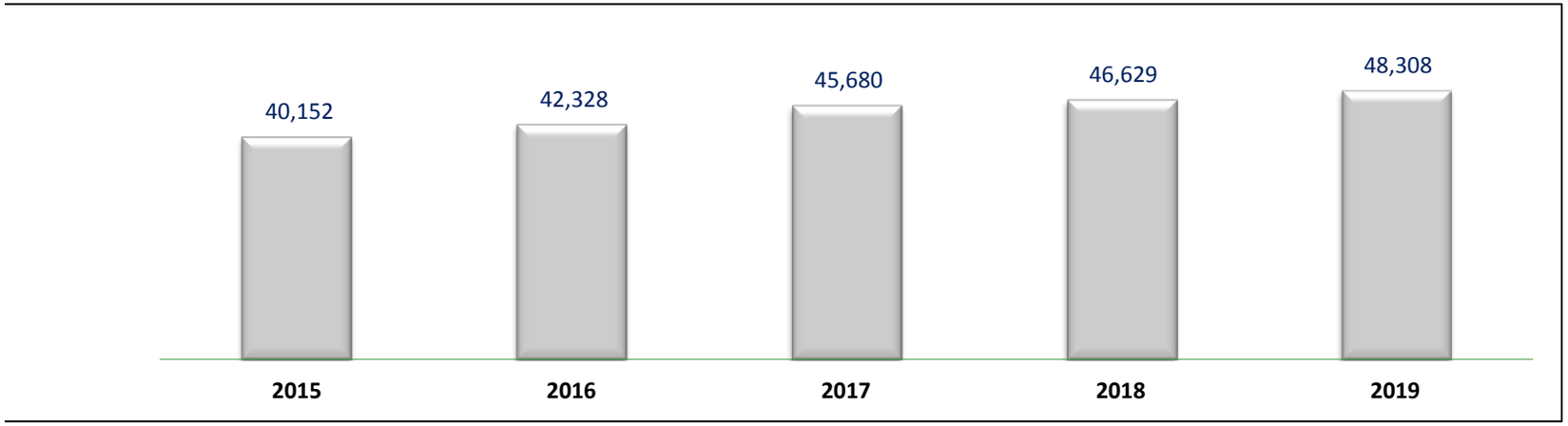

Shënim :

Tabela 5 Tvsh në vite
Table 5 VAT in years

Në milion lekë

Muajt	2015	2016	2017	2018	2019	Months
Janar	5,805	6,039	5,775	7,665	6,893	January
Shkurt	6,581	7,012	7,310	7,505	7,849	February
Mars	7,657	7,990	8,983	9,197	8,684	March
Prill	7,444	7,890	8,140	8,514	9,340	April
Maj	7,792	8,141	8,817	9,260	9,477	May
Qershor	8,278	8,717	9,234	8,855	8,856	June
Korrik	8,986	8,704	9,357	9,580	10,195	July
Gusht	8,245	8,972	9,251	8,987	9,788	August
Shtator	8,006	7,876	8,729	8,453	8,323	September
Tetor	8,883	8,580	9,538	9,532	9,656	October
Nëntor	8,343	8,524	9,056	9,344	8,805	November
Dhjetor	9,345	9,148	10,395	10,267	9,670	December
Progresivi	**95,365**	**97,593**	**104,586**	**107,157**	**107,536**	**Total**

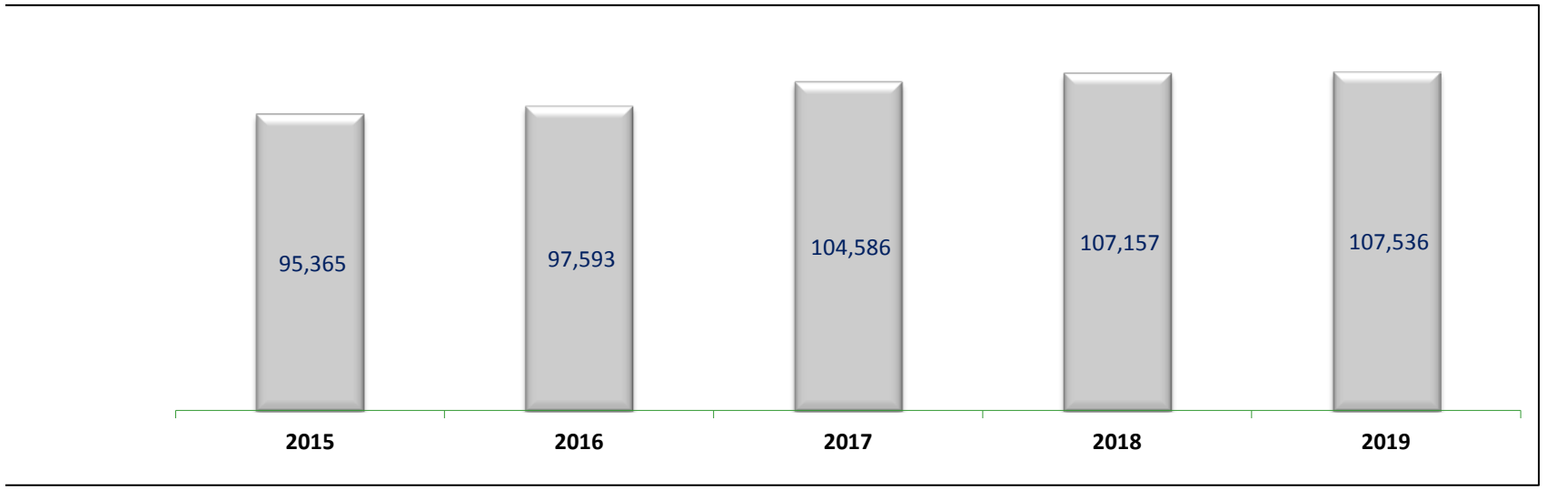

Tabela 6 Renta Minerare në vite
Table 6 Mineral Royalty in years

Në milion Lekë

Muajt	2015	2016	2017	2018	2019	Months
Janar	201	160	250	234	201	January
Shkurt	195	167	188	269	155	February
Mars	230	209	147	255	176	March
Prill	284	213	352	255	199	April
Maj	465	153	141	261	286	May
Qershor	478	307	138	198	162	June
Korrik	424	272	158	173	178	July
Gusht	312	263	167	165	148	August
Shtator	381	270	197	198	247	September
Tetor	315	193	171	293	295	October
Nëntor	285	316	203	181	242	November
Dhjetor	302	281	221	136	343	December
Progresivi	**3,874**	**2,804**	**2,333**	**2,618**	**2,635**	**Total**

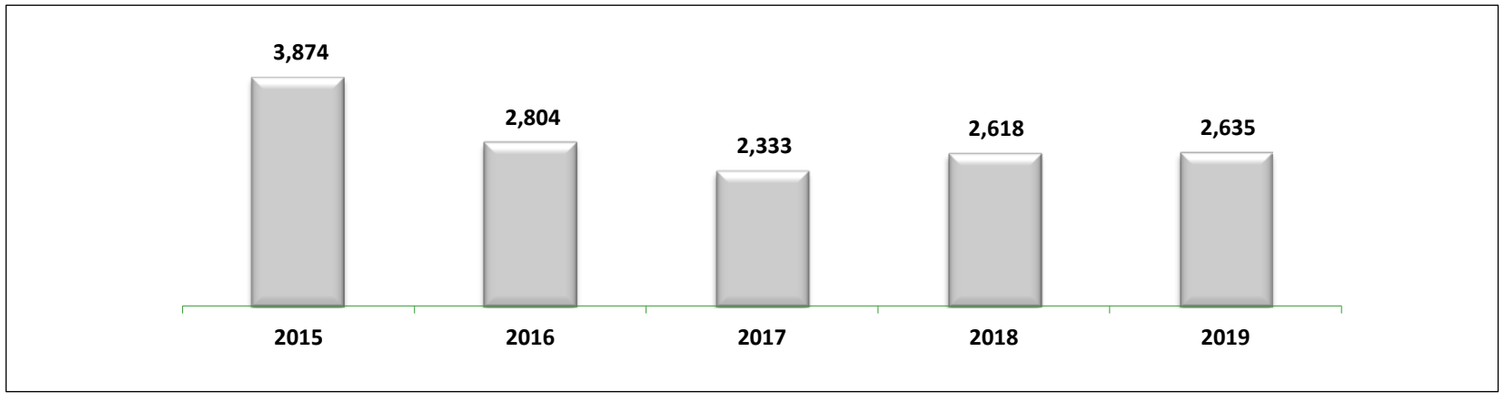

Tabela 7 Niveli mesatar i taksës doganore në vite
Table 7 Average Tariff Rate in years

Muajt	2015	2016	2017	2018	2019	Months
Janar	1.30	1.42	1.51	1.19	1.26	January
Shkurt	1.29	1.23	1.28	1.38	1.13	February
Mars	1.48	1.31	1.13	1.24	1.33	March
Prill	1.20	1.12	1.24	1.20	1.26	April
Maj	1.28	1.32	1.52	1.33	1.34	May
Qershor	1.34	1.32	1.27	1.32	1.39	June
Korrik	1.31	1.45	1.44	1.33	1.37	July
Gusht	1.54	1.31	1.45	1.34	1.33	August
Shtator	1.30	1.22	1.20	1.19	1.18	September
Tetor	1.33	1.29	1.22	1.19	1.18	October
Nëntor	1.25	1.36	1.34	1.24	1.29	November
Dhjetor	1.30	1.40	1.19	1.19	1.30	December
Niveli mesatar	**1.48**	**1.45**	**1.45**	**1.40**	**1.41**	**Average tariff rate**

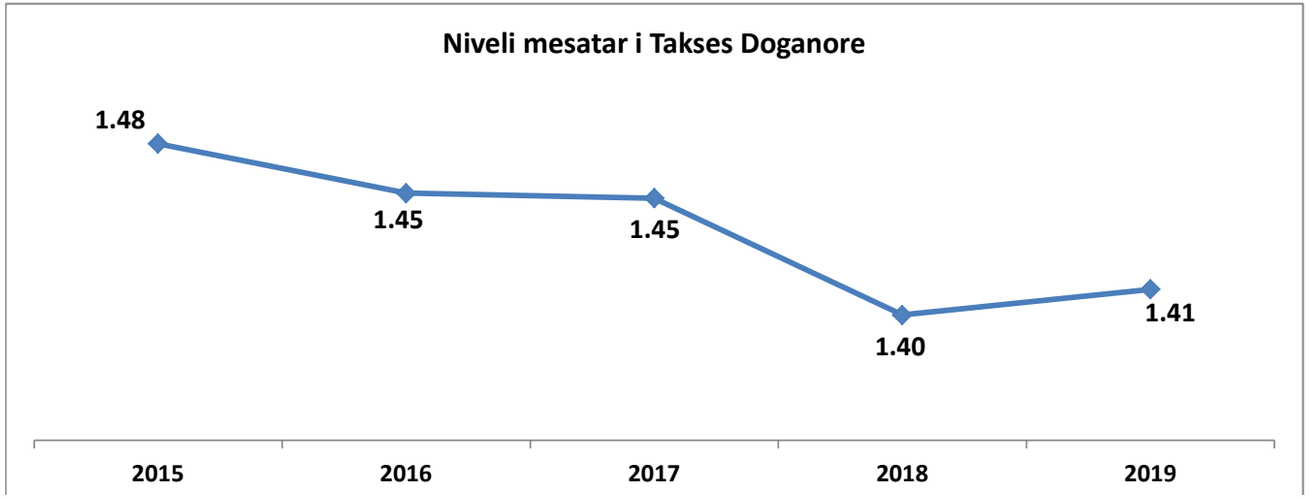

Tabela 8 Vlera e Importeve sipas muajve
Table 8 Value of imports by months

Në milion lekë

Muajt	Import	Import i Taksuar		Import i Pataksuar		Përpunim Aktiv		Të Tjera		Months
	Vlera	Vlera	%	Vlera	%	Vlera	%	Vlera	%	
Janar	48,970	32,380	66.1	882	1.8	8,827	18.0	6,881	14.1	January
Shkurt	51,475	37,949	73.7	1,493	2.9	10,255	19.9	1,778	3.5	February
Mars	58,258	43,106	74.0	1,183	2.0	12,082	20.7	1,887	3.2	March
Prill	61,253	44,082	72.0	664	1.1	12,524	20.4	3,983	6.5	April
Maj	60,880	44,142	72.5	1,153	1.9	14,070	23.1	1,515	2.5	May
Qershor	55,783	40,145	72.0	835	1.5	12,682	22.7	2,122	3.8	June
Korrik	63,388	46,050	72.6	945	1.5	12,759	20.1	3,634	5.7	July
Gusht	53,990	43,626	80.8	637	1.2	7,805	14.5	1,922	3.6	August
Shtator	54,240	40,477	74.6	788	1.5	10,921	20.1	2,054	3.8	September
Tetor	62,050	46,609	75.1	1,031	1.7	11,797	19.0	2,613	4.2	October
Nëntor	54,415	41,258	75.8	1,009	1.9	10,864	20.0	1,284	2.4	November
Dhjetor	56,825	45,818	80.6	703	1.2	9,267	16.3	1,037	1.8	December
Progresivi	681,528	505,641	74.2	11,321	1.7	133,854	20	30,713	4.5	Total

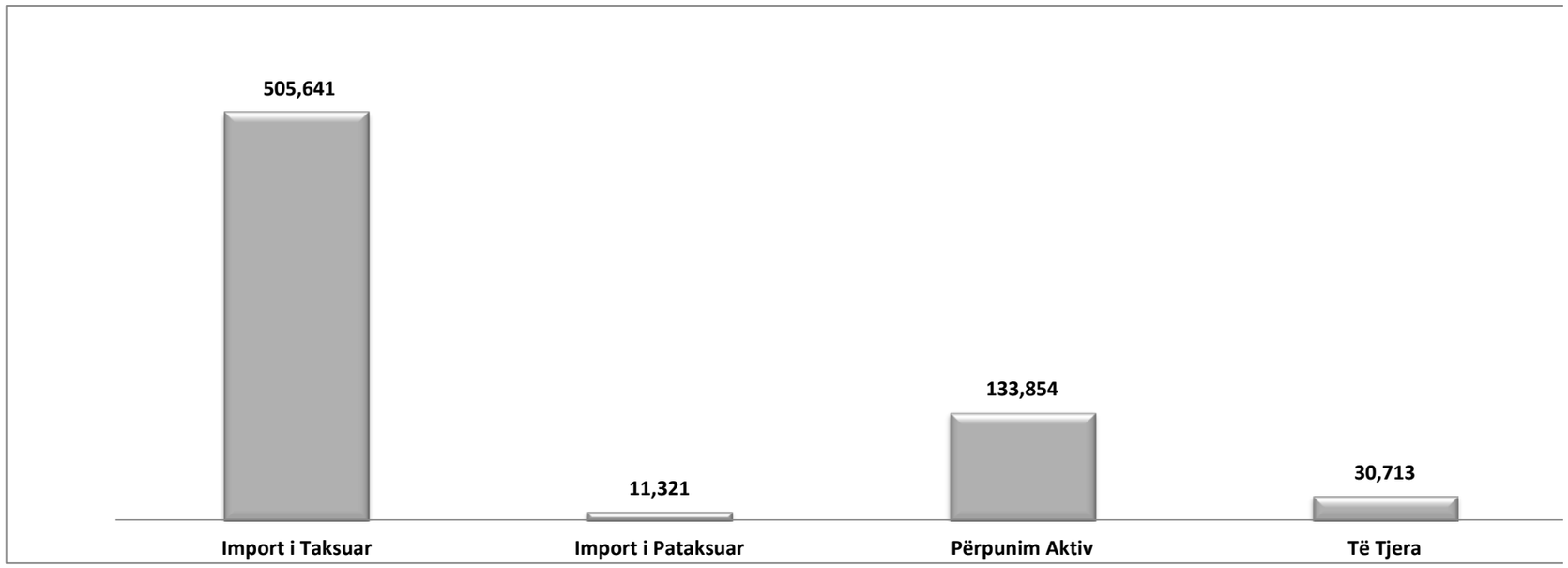

Tabela 9 Vlera e Importeve në vite
Table 9 Value of Imports in years

Në milion lekë

Vitet	2015	2016	2017	2018	2019	Years
Importi I Taksuar	392,453	421,895	447,207	444,777	459,823	Taxable imports
Importi I Pataksuar	7,534	6,294	7,414	16,829	11,321	Untaxable imports
Importi me RPA	101,374	106,143	122,539	133,489	133,854	port under inward processing
Të tjera Importe	21,285	22,800	25,989	25,333	30,713	Other imports
Totali I Importeve	**522,646**	**557,132**	**603,149**	**620,428**	**635,710**	**Total of imports**

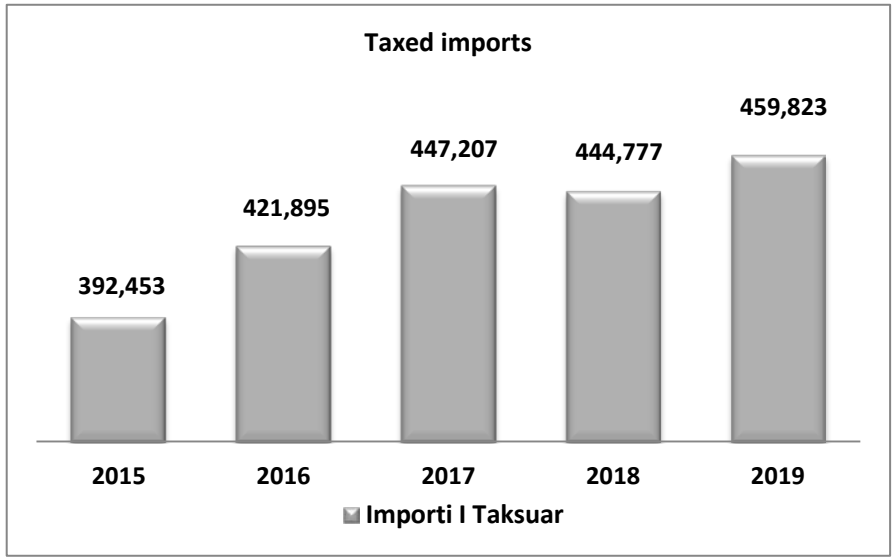

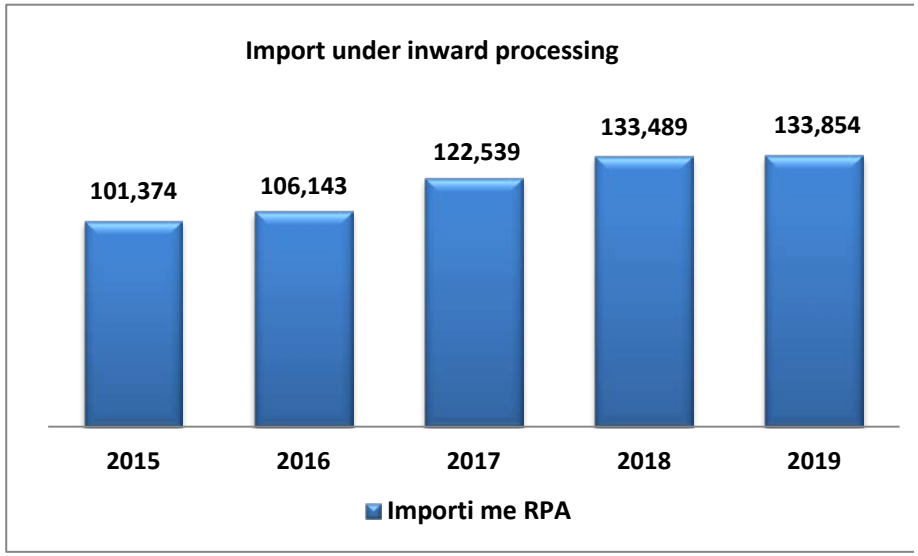

Tabela 10 Importi i Taksuar në vite
Table 10 Taxable imports in years

Në milion lekë

Muajt	2015	2016	2017	2018	2019	Months
Janar	26,938	27,993	27,499	35,206	32,380	January
Shkurt	30,558	33,256	35,129	33,346	37,949	February
Mars	35,797	38,119	43,913	42,104	43,106	March
Prill	34,322	41,772	38,915	38,858	44,082	April
Maj	35,248	40,245	41,882	42,279	44,142	May
Qershor	37,477	41,042	44,165	40,015	40,145	June
Korrik	40,029	40,030	42,748	44,532	46,050	July
Gusht	35,984	40,315	42,552	40,302	43,626	August
Shtator	36,695	38,746	42,209	39,384	40,477	September
Tetor	40,369	40,966	45,688	44,772	46,609	October
Nëntor	39,036	39,410	42,508	43,978	41,258	November
Dhjetor	44,126	45,268	49,699	48,679	45,818	December
Progresivi	**392,453**	**421,895**	**447,207**	**444,777**	**459,823**	**Total**

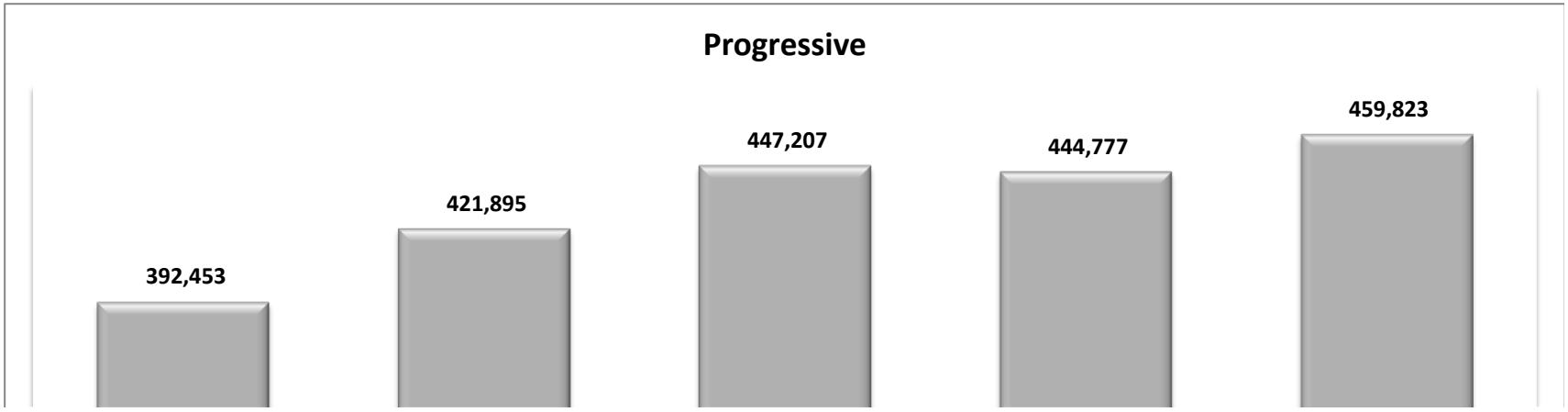

2015
2016
2017
2018
2019

Tabela 11 Importi i Pataksuar në Vite
Table 11 Not Taxable Imports in years

Në milion lekë

Muajt	2015	2016	2017	2018	2019	Months
Janar	541	314	363	717	882	January
Shkurt	1,069	215	612	1,911	1,493	February
Mars	497	731	481	1,852	1,183	March
Prill	640	222	1,007	1,894	664	April
Maj	695	516	676	1,932	1,153	May
Qershor	1,062	701	657	2,105	835	June
Korrik	712	859	496	1,360	945	July
Gusht	308	614	568	1,040	637	August
Shtator	516	355	981	1,152	788	September
Tetor	578	271	458	1,289	1,031	October
Nëntor	440	678	564	424	1,009	November
Dhjetor	474	818	551	1,154	703	
Progresivi	**7,534**	**6,294**	**7,414**	**16,829**	**11,321**	**Total**

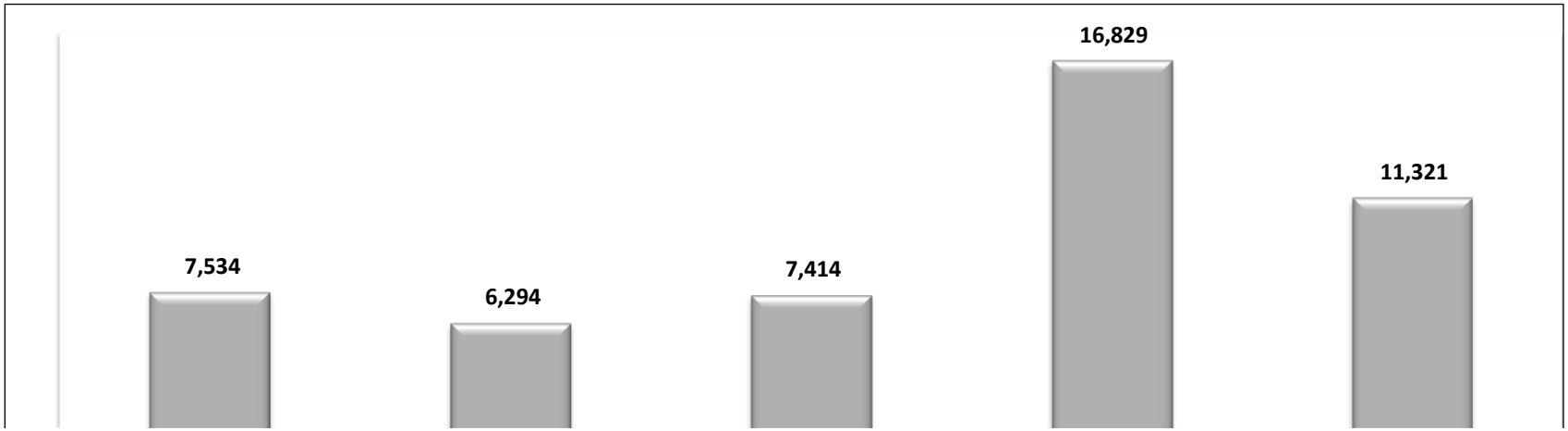


2015
2016
2017
2018
2019

Tabela 12 Importi me Regjim Përpunimi Aktiv në vite
Table 12 Import Under Inward processing in years

Në milion lekë

Muajt	2015	2016	2017	2018	2019	Months
Janar	7,409	6,752	7,198	9,075	8,827	January
Shkurt	7,596	8,146	8,565	10,954	10,255	February
Mars	8,267	8,059	9,578	11,700	12,082	March
Prill	8,886	9,600	10,009	11,906	12,524	April
Maj	10,254	10,608	12,429	12,812	14,070	May
Qershor	9,770	10,432	12,443	12,085	12,682	June
Korrik	10,451	9,907	11,833	12,011	12,759	July
Gusht	4,483	5,359	6,454	7,383	7,805	August
Shtator	7,159	8,225	10,148	10,644	10,921	September
Tetor	9,114	9,833	11,385	12,444	11,797	October
Nëntor	9,580	9,573	11,789	11,757	10,864	November
Dhjetor	8,403	9,649	10,709	10,718	9,267	
Progresivi	**101,374**	**106,143**	**122,539**	**133,489**	**133,854**	**Total**

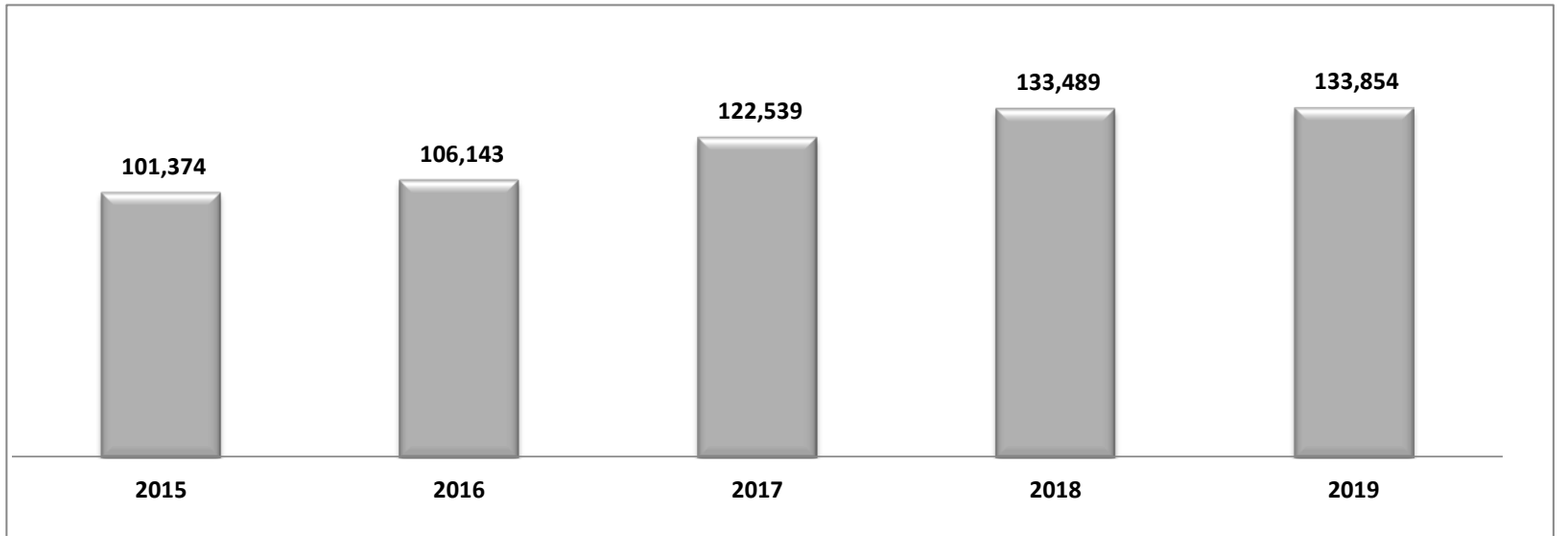

Tabela 13 Kursi i këmbimit të dollarit amerikan kundrejt lekut
Table 13 Exchange rate USD/Lek

Muajt	2015	2016	2017	2018	2019	Months
Janar	118.06	125.79	128.17	111.1	107.82	January
Shkurt	123.35	127.06	127.37	107.26	108.58	February
Mars	124.96	126.59	127.45	108.12	110.51	March
Prill	130.63	122.26	127.34	105.8	111.67	April
Maj	125.61	121.56	123.55	106.28	110.09	May
Qershor	128.48	124.15	119.99	107.61	109.97	June
Korrik	125.57	123.50	116.31	108.13	107.69	July
Gusht	127.49	122.60	113.39	107.27	109.07	August
Shtator	124.63	123.34	112.29	108.19	110.59	September
Tetor	124.24	122.74	113.37	108.75	111.7	October
Nëntor	126.43	124.66	114.71	110.25	110.44	November
Dhjetor	130.35	127.55	112.97	109.85	111.34	December
Kursi mesatar	**125.82**	**124.32**	**119.74**	**108.22**	**109.96**	**Average rate**

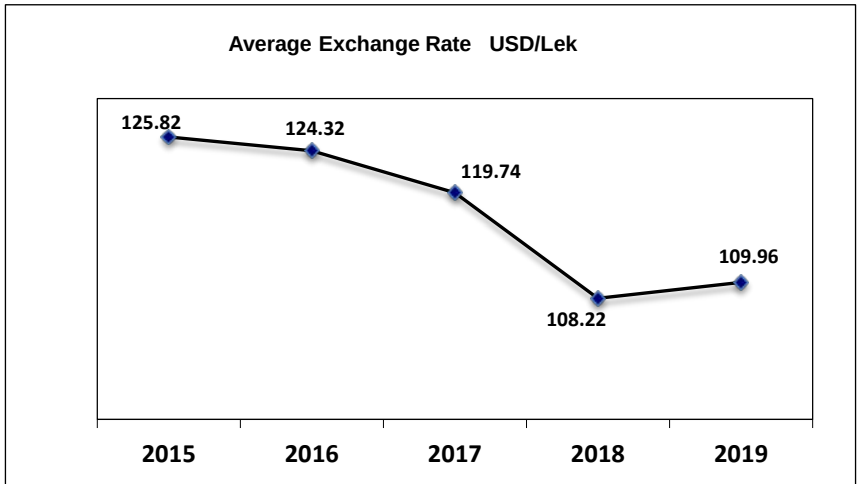

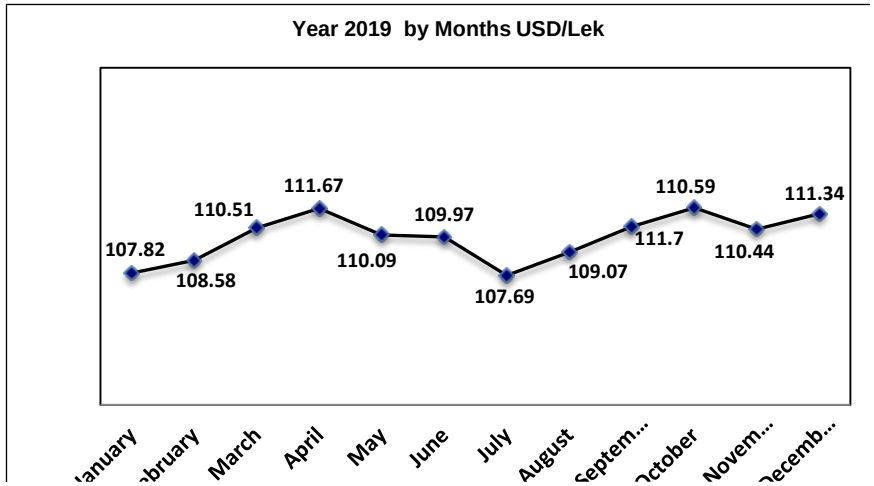

Tabela 14 Kursi i këmbimit të Euros kundrejt lekut
Table 14 Exchange rate Euro/Lek

Muajt	2015	2016	2017	2018	2019	Months
Janar	140.14	137.28	135.23	132.95	123.42	January
Shkurt	139.72	138.68	136.39	133.44	124.64	February
Mars	140.36	138.24	135.08	132.23	125.92	March
Prill	140.34	138.77	136.13	130.44	125.34	April
Maj	140.53	138.29	135.33	128.74	123.38	May
Qershor	140.98	138.29	134.19	125.93	122.63	June
Korrik	140.29	137.33	132.59	125.93	122.65	July
Gusht	139.59	136.18	132.98	125.76	121.64	August
Shtator	139.73	137.52	133.50	126.27	122.12	September
Tetor	139.39	137.33	133.70	126.29	122.11	October
Nentor	139.18	136.54	133.42	124.94	123.25	November
Dhjetor	138.15	135.86	133.64	124.3	122.52	December
Kursi mesatar	**139.87**	**137.53**	**134.35**	**128.10**	**123.30**	**Average rate**

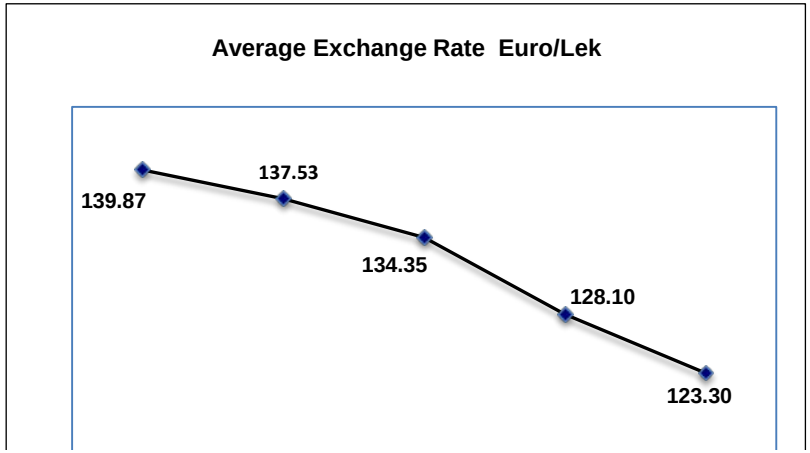

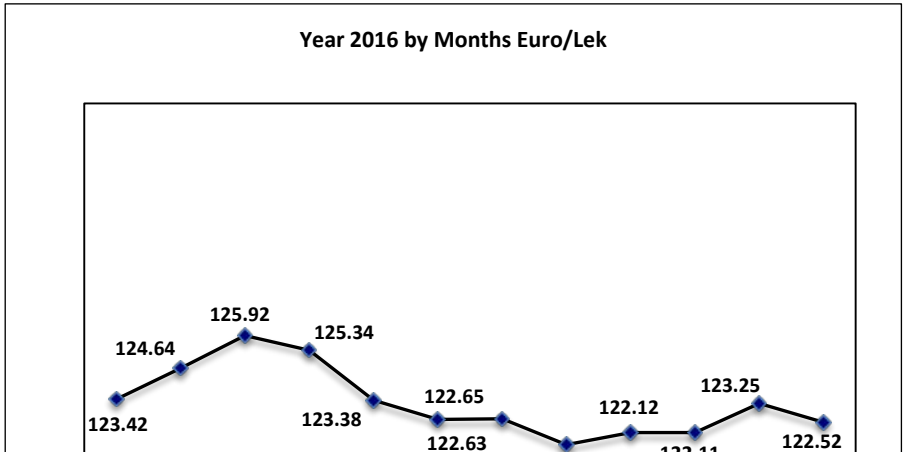


2015
2016
2017
2018
2019

121.64
122.11
Janar
Shkurt
Mars
Prill
Maj
Qershor
Korrik
Gusht
Shtator
Tetor
Nentor
Dhjetor

Tabela 15 Mallrat kryesore të Akcisës sipas muajve (Cigare, Birrë, Karburante, Kafe)
Table 15 Main Excise Commodities by months(Cigarette, Beer,Fuel,Coffee)

	Cigare Cigarette	Birrë Beer	Karburante Fuel	Kafe Coffee	
Muajt	**Sasia ne Ton**	**Sasia ne 000/litra**	**Sasia ne ton**	**Sasia ne Ton**	**Months**
Janar	197	845	31,467	637	**January**
Shkurt	205	1,980	34,834	455	**February**
Mars	212	2,671	34,515	609	**March**
Prill	249	2,910	40,384	760	**April**
Maj	236	3,947	48,122	848	**May**
Qershor	263	4,715	42,319	708	**June**
Korrik	305	5,929	56,357	687	**July**
Gusht	277	6,801	53,223	785	**August**
Shtator	229	4,738	41,345	779	**September**
Tetor	296	3,614	45,560	907	**October**
Nëntor	268	3,223	41,698	654	**November**
Dhjetor	242	3,438	50,378	785	**December**
Progresivi	**2,978**	**44,811**	**520,200**	**8,616**	**Total**

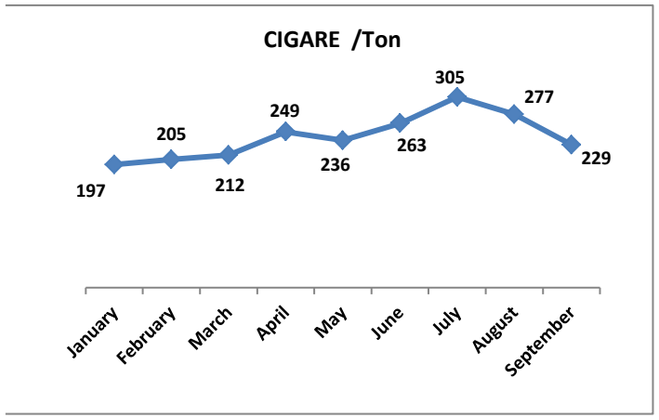

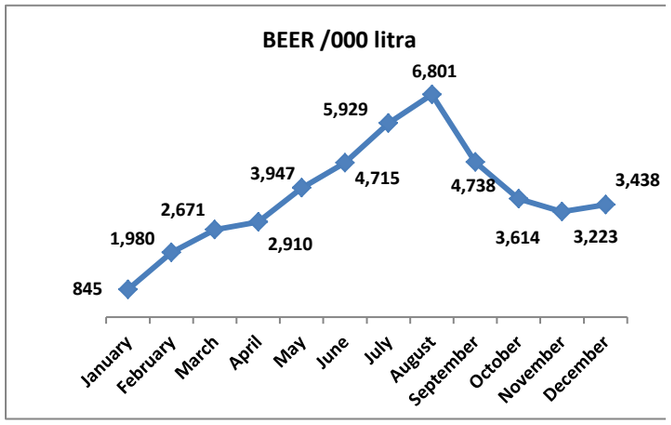

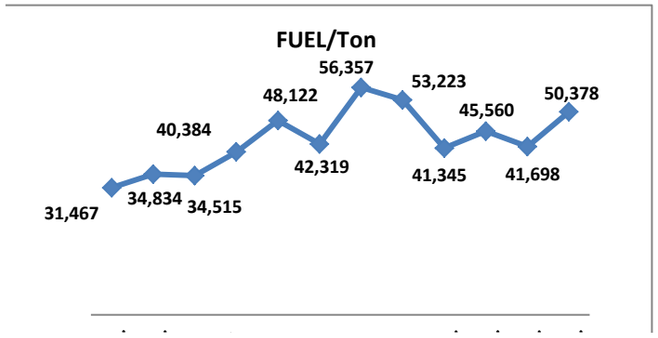

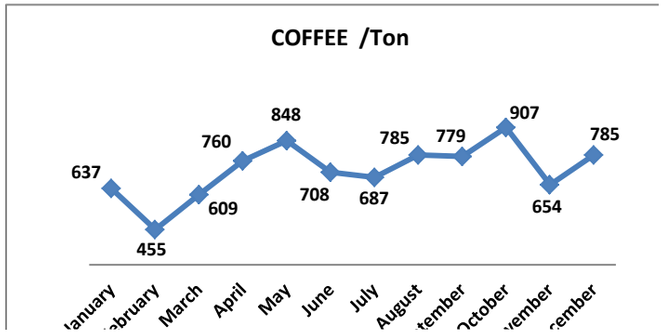

Tabela 16 Mallrat kryesore të Akcisës sipas viteve (Kafe, Birrë, Cigare, Karburante)

Table 16 Main Excise Commodities by years (Coffee,Beer,Cigarette,Fuel)

	Kafe Coffee	Birrë Beer	Cigare Cigarette	Karburante Fuel	
Vitet	**Sasia/Ton**	**Sasia/ 000/Litra**	**Sasia/Ton**	**Sasia/ Ton**	**Vitet**
2015	8,605	30,090	2,478	463,887	2015
2016	8,895	31,185	2,907	507,310	2016
2017	8,485	41,817	3,106	400,256	2017
2018	9,334	43,399	2,858	501,797	2018
2019	8,616	44,811	2,978	520,200	2019

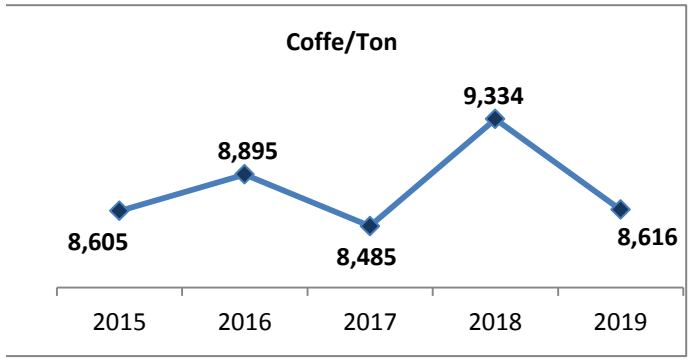

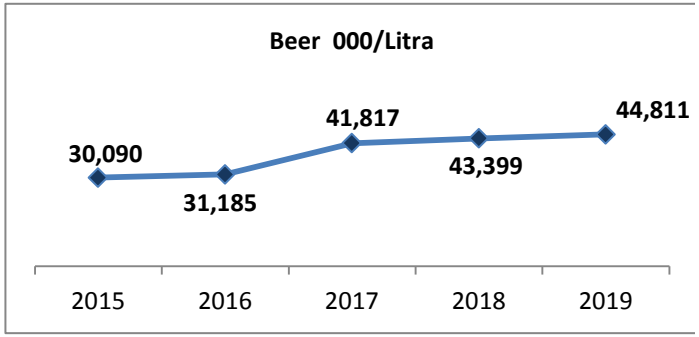

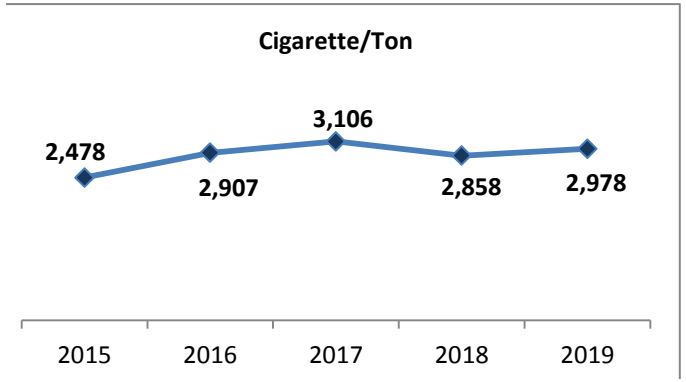

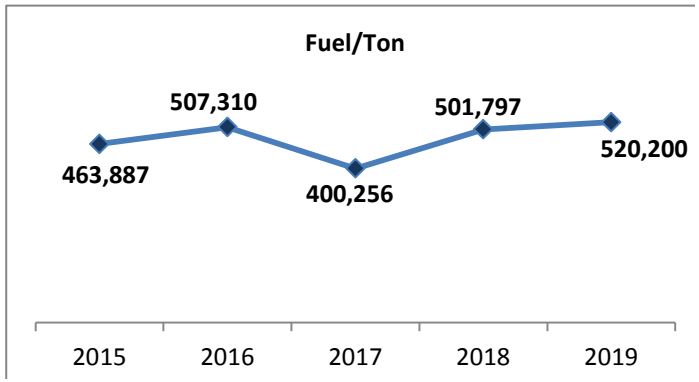

Tabela 17 Të ardhurat sipas mallrave kryesore Janar-Dhjetor 2019

	Pershkrimi	Të Ardhurat në Milion Lekë	Kontributi në % ndaj të ardhurave gjithësej
1	Karburante Import	37,978	23.02
2	Cigare	22,536	13.66
3	Metalet baze dhe artikujt prej tyre	8,390	5.09
4	Automjeteve te perdorura	5,827	3.53
5	Energji Elektrike	4,768	2.89
6	Veshje, Tekstile	4,426	2.68
7	Ushqime te pergatitura	4,046	2.45
8	Plastika dhe artikujt	3,999	2.42
9	Materiale te ndertimit	3,346	2.03
10	Karburante Prodhim Vendi	3,246	1.97
11	Detergjentet; parfumeri	3,227	1.96
12	Elektro shtepiake	2,876	1.74
13	Kimikatet inorganik kimik	2,584	1.57
14	Birre Importi	2,481	1.50
15	Gaz i Lëngët	2,294	1.39
16	Fruta Perime	2,229	1.35
17	Rente Minerare Nafte Bruto	2,119	1.28
18	Veshjet e Kembes dhe Kokes	1,933	1.17
19	Mishi	1,815	1.10
20	Mobilieve Ndricues ndertesa	1,703	1.03
	Total	121,822	73.85

Table 17 Main Imports Revenues Collected January-December 2019

	Description	Revenues In Million Leke	Contribution in % to Customs Revenues total
1	Fuels Import	37,978	23.02
2	Cigars	22,536	13.66
3	Base metals and articles thereof	8,390	5.09
4	Used vehicles for the transport	5,827	3.53
5	Electrical energy	4,768	2.89
6	Clothing, Textiles	4,426	2.68
7	Prepared food	4,046	2.45
8	Plastics and articles thereof	3,999	2.42
9	Construction Materials	3,346	2.03
10	Fuels Production	3,246	1.97
11	Organic surface-active agents, Perfumes	3,227	1.96
12	Electro domestic, electric stoves pianura; boiler, washing machine frigorifere TV	2,876	1.74
13	Chemicals	2,584	1.57
14	Beer Import	2,481	1.50
15	Petroleum gases and other gaseous hydrocarbons	2,294	1.39
16	Fruits Vegetables	2,229	1.35
17	Royalty for crude oil Export	2,119	1.28
18	Footwear and Hats and other headgear	1,933	1.17
19	Meat	1,815	1.10
20	Lighting Furniture and Buildings	1,703	1.03
	Total	121,822	73.85