General Directorate of Customs
Fiscal Analyses Unit

BULETINI FISKAL
Janar-Dhjetor 2018

FISCAL BULETIN
January-December 2018

Tel ++ 355 4 2 264 913

Per me teper,Buletinin Fiskal dhe Buletinin e Tregtise se Jashtme, do t'i gjeni ne format elektronik ne Web-in e D.P.D.-se
www.dogana.gov.al
Rubrika "Analiza"

Përmbajtja
Content

Të Ardhurat Doganore në Total dhe sipas zërave
Customs Revenues

1. Realizimi i të Ardhurave Doganore (Taksë doganore, Akcisë, Tvsh,Rentë minerare,etj.)
   Customs Revenues (Customs Duty, Excise,VAT,Mineral Royalty,etc.)
2. Realizimi i të Ardhurave Doganore në vite
   Customs Revenues in years
3. Taksa Doganore në vite
   Customs Duty in years
4. Akcisa në vite
   Excise in years
5. Tvsh në vite
   VAT in years
6. Renta minerare në vite
   Mineral Royalty in years
7. Niveli mesatar i Taksës Doganore në vite
   Average Tariff Rate in years

Volumi i Importeve në Vlerë
Value of Imports

8. Vlera e importeve sipas muajve
   Value of imports by months
9. Vlera e importeve në vite
   Value of imports in years
10. Importi i Taksuar në vite
    Taxable imports in years
11. Importi i Pataksuar në vite
    Untaxable Imports in years
12. Importi me Regjim Perpunimi Aktiv në vite
    Import under inëard processing in years
13. Kursi i këmbimit të dollarit amerikan kundrejt lekut
    Exchange rate USD/Lek
14. Kursi i këmbimit të Euros kundrejt lekut
    Exchange rate Euro/Lek

Mallrat Kryesore të Akcisës dhe Mallrat që zënë peshën kryesore në Totalin e të Ardhurave
Main Excise Commodities and Main Imports Revenues Collected

15. Mallrat Kryesore të Akcizës (Cigare, Birrë, Kafe, Karburant)
    Main Excise Commodities by months(Cigarette, Beer,Fuel,Coffee)
16. Importi i Kafes,Birrës,Cigareve,Karburantit në Vite
    Main Excise Commodities by years (Coffee,Beer,Cigarette,Fuel)
17. Mallrat që zënë peshën kryesore në Totalin e Të Ardhurave
    Main Imports Revenues Collected

Kalkulation Flüssigkeitsbilanz Angaben

Tabelle 1. Kalkulation ab Anlieferung Frischgemüse (TK-Artikel, Fisch, Kartoffel inbegriffen)
Tabelle 2. Zusätzliche Personalkosten (Zusätzlicher Einsatz/Aushilfe/Leih-Personal)

DM 100,00 = EUR

Monat	Umsatz	Gesamtkosten	Ist-Lohnkosten	Ist-Lohnkosten in %	Differenz
Januar	12.000,00	12.000,00	0,00	100,0	**0,00**
Februar	12.500,00	12.500,00	0,00	100,0	**0,00**
März	13.000,00	13.000,00	0,00	100,0	**0,00**
April	13.500,00	13.500,00	0,00	100,0	**0,00**
Mai	14.000,00	14.000,00	0,00	100,0	**0,00**
Juni	14.500,00	14.500,00	0,00	100,0	**0,00**
Juli	15.000,00	15.000,00	0,00	100,0	**0,00**
August	15.500,00	15.500,00	0,00	100,0	**0,00**
September	16.000,00	16.000,00	0,00	100,0	**0,00**
Oktober	16.500,00	16.500,00	0,00	100,0	**0,00**
November	17.000,00	17.000,00	0,00	100,0	**0,00**
Dezember	17.500,00	17.500,00	0,00	100,0	**0,00**
Gesamtsumme	180.000,00	180.000,00	0,00	100,0	**0,00**

Anteil Lohnkosten am Umsatz



Tabela 2 Realizimi i të Ardhurave Doganore në vite
Table 2 Customs Revenues in years

Në milion lekë

Muajt	2014	2015	2016	2017	2018	Months
Janar	9,175	8,406	9,409	9,235	11,361	January
Shkurt	10,177	9,755	10,443	10,952	11,440	February
Mars	12,203	11,115	11,726	13,224	13,408	March
Prill	11,613	11,746	11,950	12,661	12,703	April
Maj	12,893	12,014	12,293	13,444	13,792	May
Qershor	13,234	12,965	13,385	14,415	13,818	June
Korrik	12,658	13,968	13,821	14,423	14,727	July
Gusht	14,707	13,791	14,004	14,950	14,753	August
Shtator	13,595	12,485	12,070	13,166	12,907	September
Tetor	14,815	13,073	12,841	13,794	14,302	October
Nëntor	12,622	12,395	12,921	13,852	13,961	November
Dhjetor	12,948	13,473	13,997	14,973	15,449	December
Progresivi	**150,640**	**145,186**	**148,861**	**159,090**	**162,621**	**Total**

Nuk janë të zbritura Rimbursimet e Akcizës

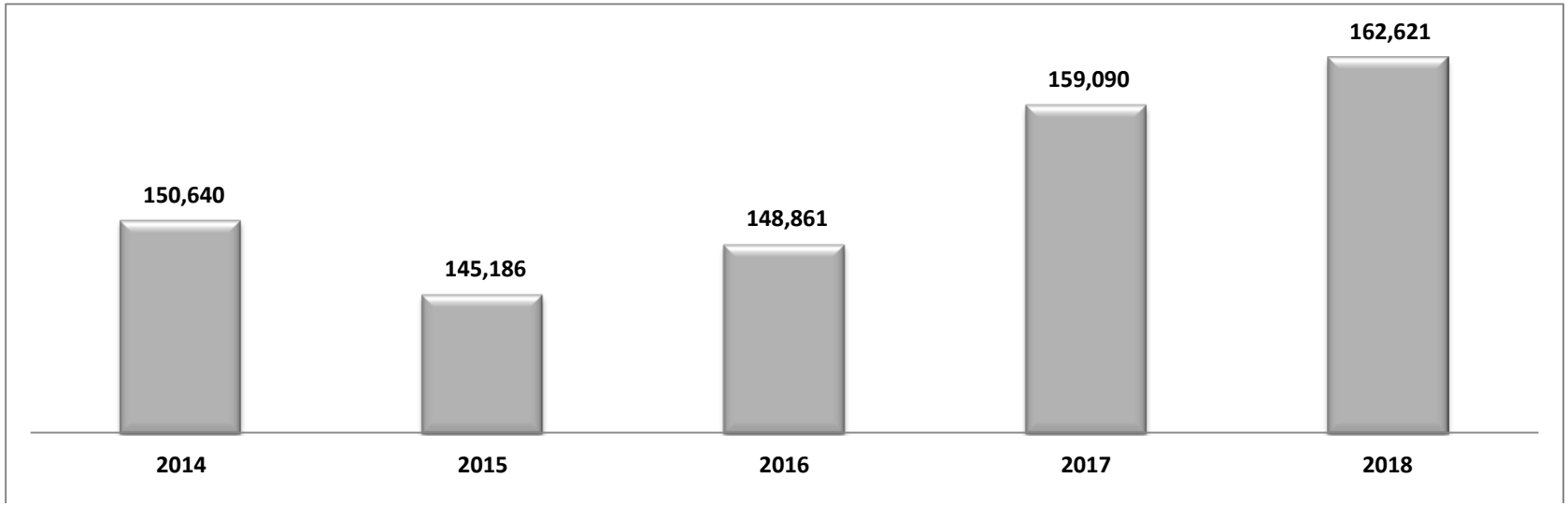

Tabela 3 Taksa Doganore në vite
Table 3 Customs Duty in years

Në milion Lekë

Muajt	2014	2015	2016	2017	2018	Months
Janar	388	350	398	414	418	January
Shkurt	401	395	410	450	459	February
Mars	452	531	498	494	523	March
Prill	466	413	468	482	467	April
Maj	548	452	532	636	564	May
Qershor	500	501	543	559	529	June
Korrik	500	525	581	615	590	July
Gusht	485	553	529	617	541	August
Shtator	508	477	474	507	467	September
Tetor	584	537	527	555	533	October
Nentor	508	489	537	570	544	November
Dhjetor	510	572	635	592	581	December
Progresivi	**5,851**	**5,795**	**6,134**	**6,492**	**6,217**	**Total**

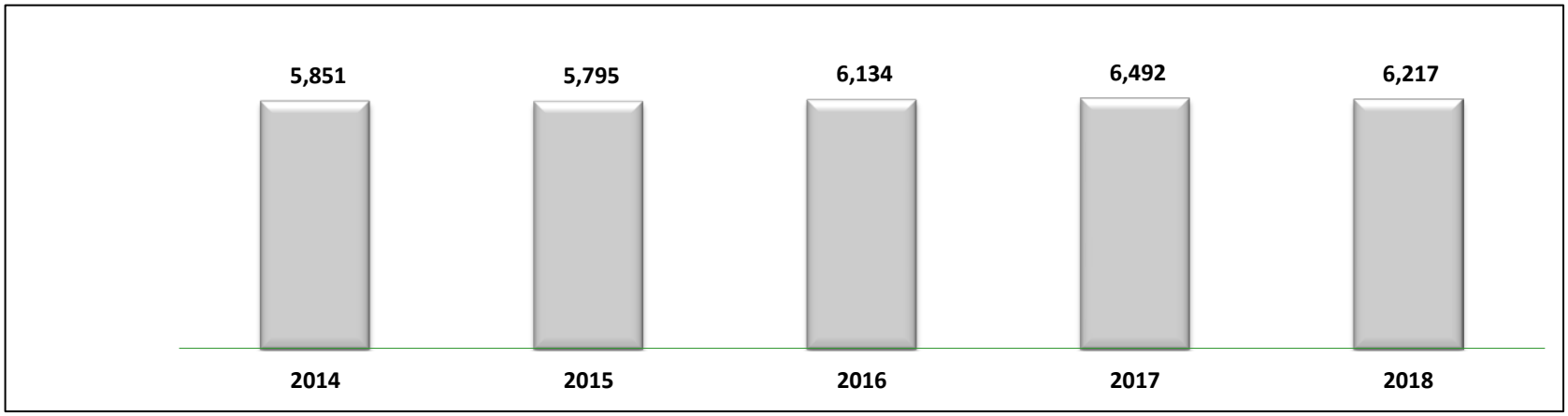

Tabela 4 Akciza në vite
Table 4 Excise in years

Në milion Lekë

Muajt	2014	2015	2016	2017	2018	Months
Janar	1,622	2,050	2,812	2,795	3,044	January
Shkurt	2,068	2,583	2,854	3,003	3,207	February
Mars	2,464	2,697	3,029	3,600	3,434	March
Prill	2,953	3,605	3,379	3,688	3,467	April
Maj	3,416	3,305	3,466	3,851	3,707	May
Qershor	3,750	3,707	3,818	4,485	4,236	June
Korrik	3,649	4,033	4,264	4,294	4,384	July
Gusht	4,927	4,680	4,240	4,915	5,060	August
Shtator	4,446	3,622	3,449	3,733	3,790	September
Tetor	4,836	3,338	3,541	3,529	3,944	October
Nentor	3,795	3,278	3,544	4,023	3,891	November
Dhjetor	3,211	3,253	3,933	3,765	4,465	December
Progresivi	**41,137**	**40,152**	**42,328**	**45,680**	**46,629**	**Total**

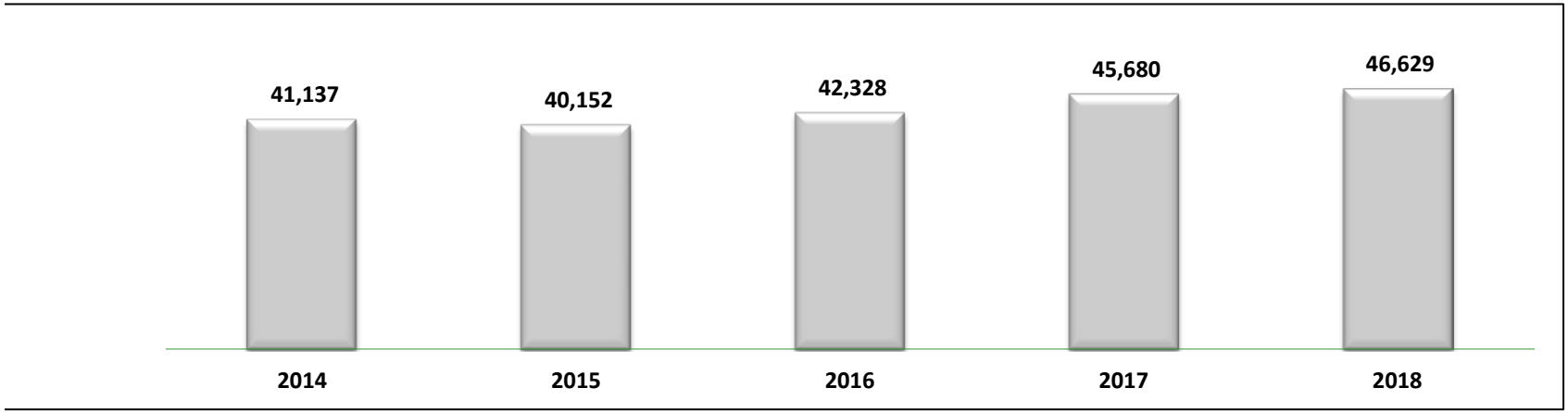

Shënim :

Tabela 5 Tvsh në vite
Table 5 VAT in years

Në milion lekë

Muajt	2014	2015	2016	2017	2018	Months
Janar	6,627	5,805	6,039	5,775	7,665	January
Shkurt	7,158	6,581	7,012	7,310	7,505	February
Mars	8,647	7,657	7,990	8,983	9,197	March
Prill	7,512	7,444	7,890	8,140	8,514	April
Maj	8,239	7,792	8,141	8,817	9,260	May
Qershor	8,360	8,278	8,717	9,234	8,855	June
Korrik	7,985	8,986	8,704	9,357	9,580	July
Gusht	8,700	8,245	8,972	9,251	8,987	August
Shtator	8,249	8,006	7,876	8,729	8,453	September
Tetor	9,003	8,883	8,580	9,538	9,532	October
Nentor	8,018	8,343	8,524	9,056	9,344	November
Dhjetor	8,892	9,345	9,148	10,395	10,267	December
Progresivi	**97,391**	**95,365**	**97,593**	**104,586**	**107,157**	**Total**

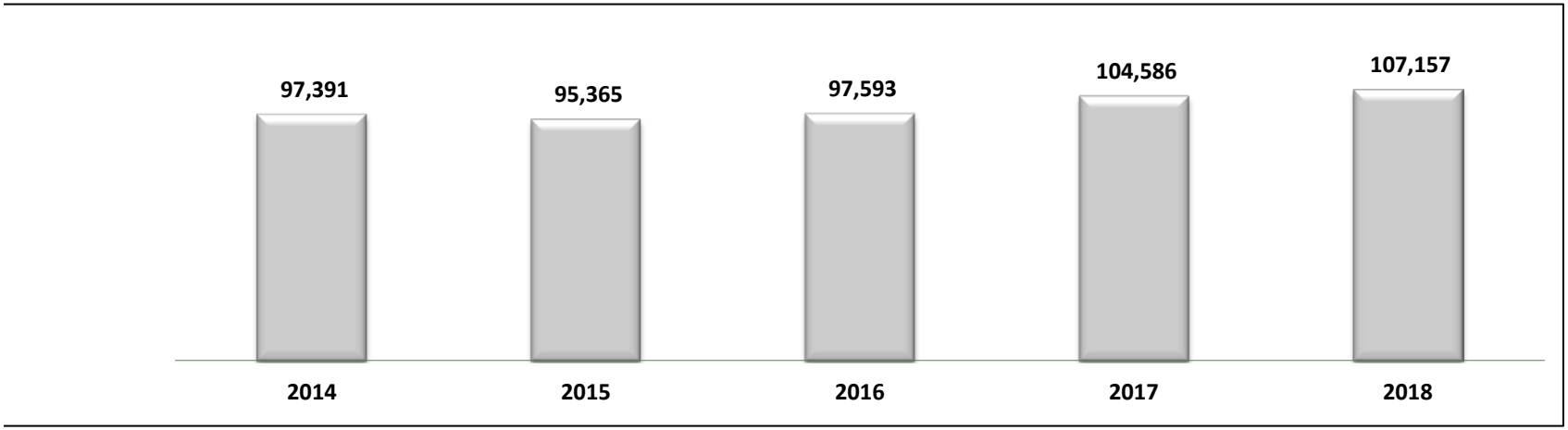

Tabela 6 Renta Minerare në vite
Table 6 Mineral Royalty in years

Në milion Lekë

Muajt	2014	2015	2016	2017	2018	Months
Janar	539	201	160	250	234	January
Shkurt	551	195	167	188	269	February
Mars	639	230	209	147	255	March
Prill	682	284	213	352	255	April
Maj	689	465	153	141	261	May
Qershor	624	478	307	138	198	June
Korrik	524	424	272	158	173	July
Gusht	594	312	263	167	165	August
Shtator	391	381	270	197	198	September
Tetor	392	315	193	171	293	October
Nentor	300	285	316	203	181	November
Dhjetor	334	302	281	221	136	December
Progresivi	**6,260**	**3,874**	**2,804**	**2,333**	**2,618**	**Total**

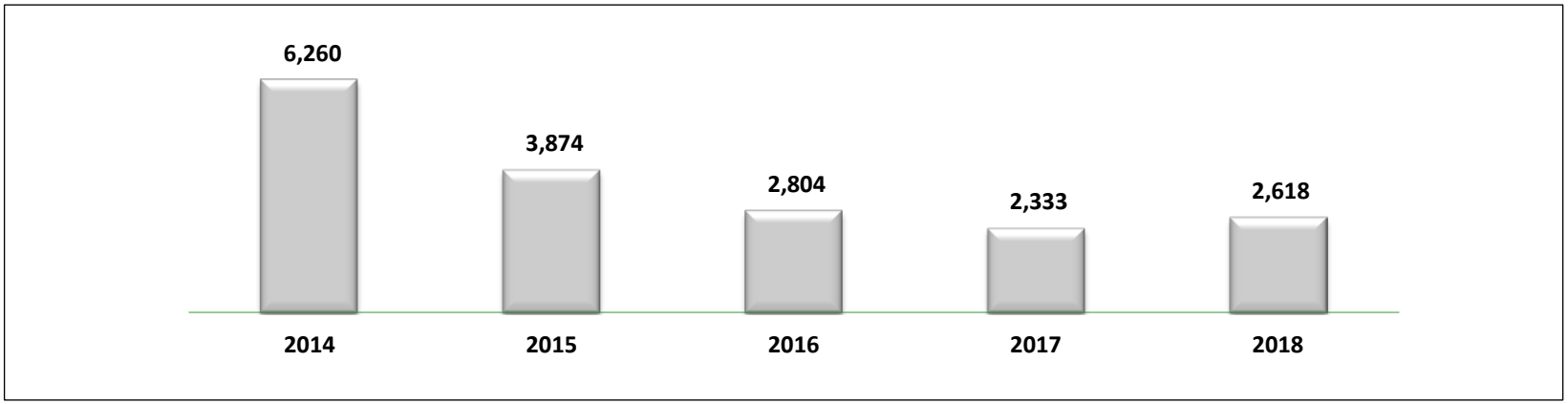

Tabela 7 Niveli mesatar i taksës doganore në vite
Table 7 Average Tariff Rate in years

Muajt	2014	2015	2016	2017	2018	Months
Janar	1.34	1.30	1.42	1.51	1.19	January
Shkurt	1.31	1.29	1.23	1.28	1.38	February
Mars	1.39	1.48	1.31	1.13	1.24	March
Prill	1.26	1.20	1.12	1.24	1.20	April
Maj	1.44	1.28	1.32	1.52	1.33	May
Qershor	1.31	1.34	1.32	1.27	1.32	June
Korrik	1.37	1.31	1.45	1.44	1.33	July
Gusht	1.28	1.54	1.31	1.45	1.34	August
Shtator	1.33	1.30	1.22	1.20	1.19	September
Tetor	1.39	1.33	1.29	1.22	1.19	October
Nentor	1.39	1.25	1.36	1.34	1.24	November
Dhjetor	1.16	1.30	1.40	1.19	1.19	December
Niveli mesatar	**1.33**	**1.33**	**1.31**	**1.31**	**1.26**	**Average tariff**

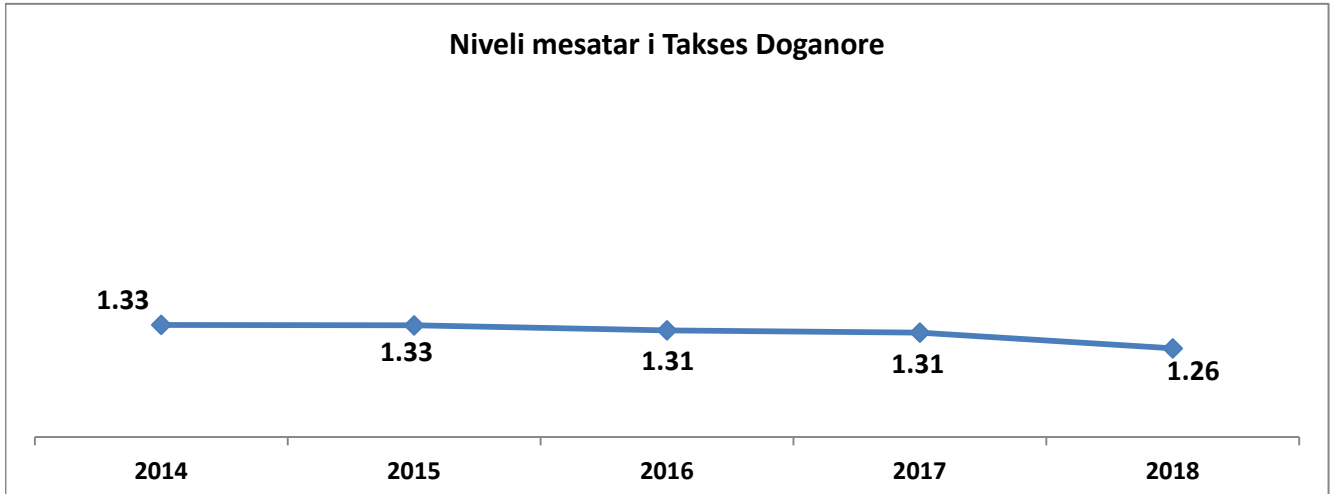

Tabela 8 Vlera e Importeve sipas muajve
Table 8 Value of imports by months

Në milion lekë

Muajt	Import	Import i Taksuar		Import i Pataksuar		Përpunim Aktiv		Të Tjera		Months
	Vlera	Vlera	%	Vlera	%	Vlera	%	Vlera	%	
Janar	46,433	35,206	75.8	717	1.5	9,075	19.5	1,434	3.1	January
Shkurt	48,547	33,346	68.7	1,911	3.9	10,954	22.6	2,336	4.8	February
Mars	57,892	42,104	72.7	1,852	3.2	11,700	20.2	2,236	3.9	March
Prill	54,484	38,858	71.3	1,894	3.5	11,906	21.9	1,827	3.4	April
Maj	60,083	42,279	70.4	1,932	3.2	12,812	21.3	3,059	5.1	May
Qershor	56,094	40,015	71.3	2,105	3.8	12,085	21.5	1,890	3.4	June
Korrik	61,223	44,532	72.7	1,360	2.2	12,011	19.6	3,320	5.4	July
Gusht	51,412	40,302	78.4	1,040	2.0	7,383	14.4	2,686	5.2	August
Shtator	53,266	39,384	73.9	1,152	2.2	10,644	20.0	2,086	3.9	September
Tetor	59,800	44,772	74.9	1,289	2.2	12,444	20.8	1,296	2.2	October
Nëntor	57,854	43,978	76.0	424	0.7	11,757	20.3	1,696	2.9	November
Dhjetor	62,018	48,679	78.5	1,154	1.9	10,718	17.3	1,467	2.4	December
Progresivi	669,106	493,455	73.7	16,829	2.5	133,489	20	25,333	3.8	Total

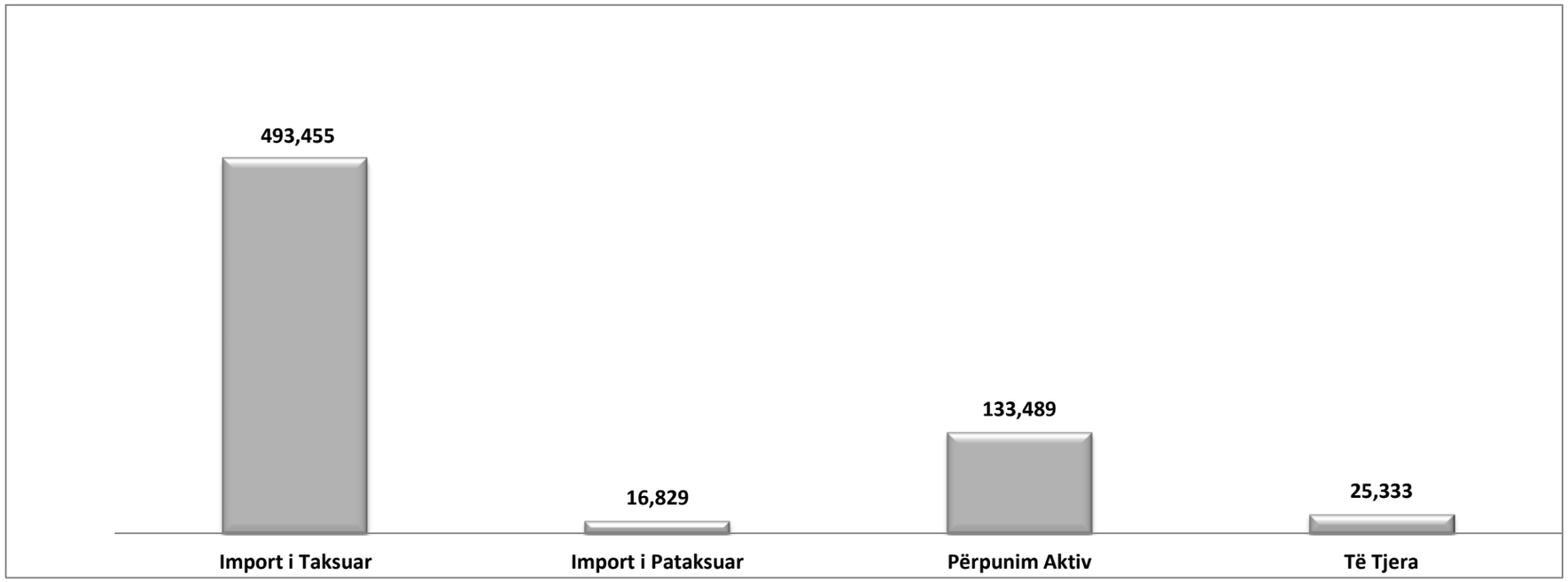

Tabela 9 Vlera e Importeve në vite
Table 9 Value of Imports in years

Në milion lekë

Vitet	2014	2015	2016	2017	2018	Years
Importi I Taksuar	440,260	436,579	467,163	496,906	493,455	Taxable imports
Importi I Pataksuar	18,657	7,534	6,294	7,414	16,829	Untaxable imports
Importi me RPA	99,112	101,374	106,143	122,539	133,489	port under inward processing
Te tjera Importe	20,686	21,285	22,800	25,989	25,333	Other imports
Totali I Importeve	**578,714**	**566,772**	**602,400**	**652,848**	**669,106**	**Total of imports**

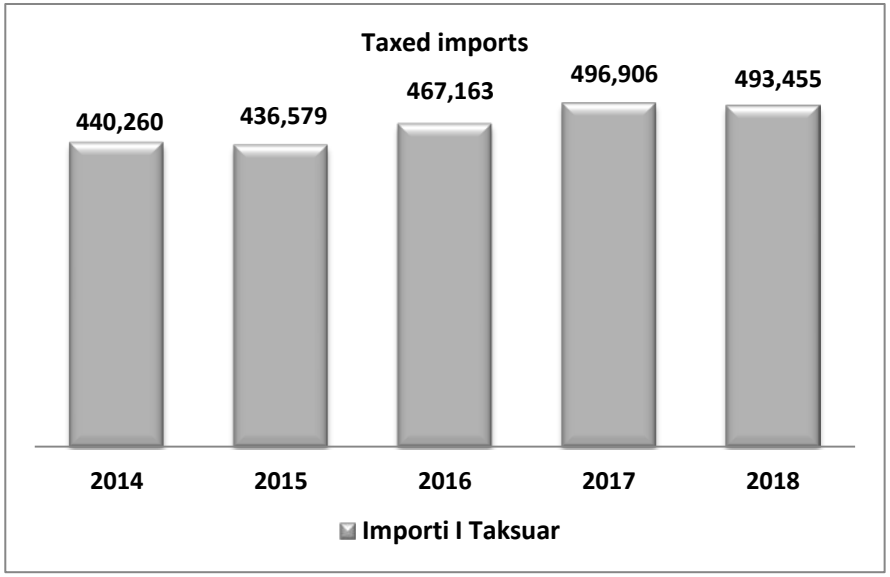

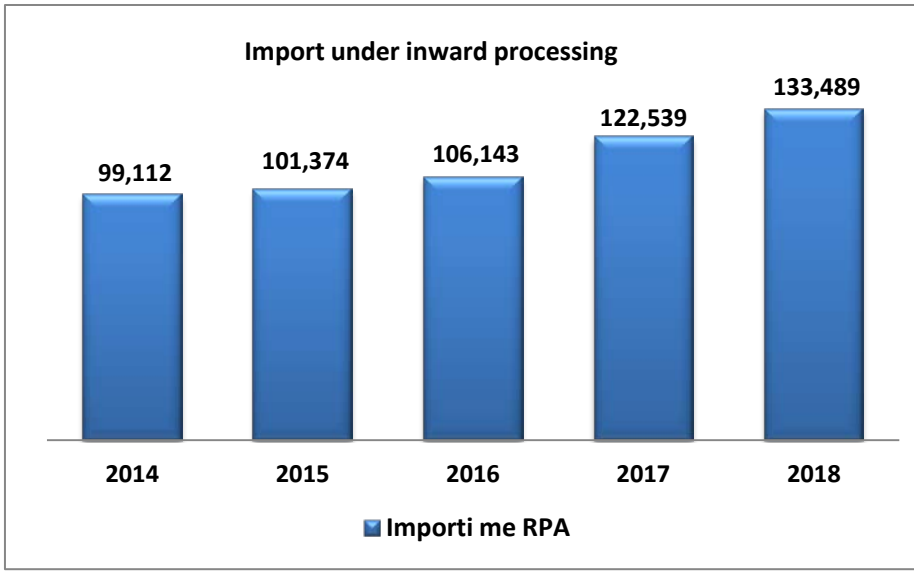

Tabela 10 Importi i Taksuar në vite
Table 10 Taxable imports in years

Në milion lekë

Muajt	2014	2015	2016	2017	2018	Months
Janar	29,003	26,938	27,993	27,499	35,206	January
Shkurt	30,544	30,558	33,256	35,129	33,346	February
Mars	32,519	35,797	38,119	43,913	42,104	March
Prill	36,849	34,322	41,772	38,915	38,858	April
Maj	38,098	35,248	40,245	41,882	42,279	May
Qershor	38,048	37,477	41,042	44,165	40,015	June
Korrik	36,582	40,029	40,030	42,748	44,532	July
Gusht	37,841	35,984	40,315	42,552	40,302	August
Shtator	38,129	36,695	38,746	42,209	39,384	September
Tetor	41,990	40,369	40,966	45,688	44,772	October
Nentor	36,560	39,036	39,410	42,508	43,978	November
Dhjetor	44,096	44,126	45,268	49,699	48,679	December
Progresivi	**440,260**	**436,579**	**467,163**	**496,906**	**493,455**	**Total**

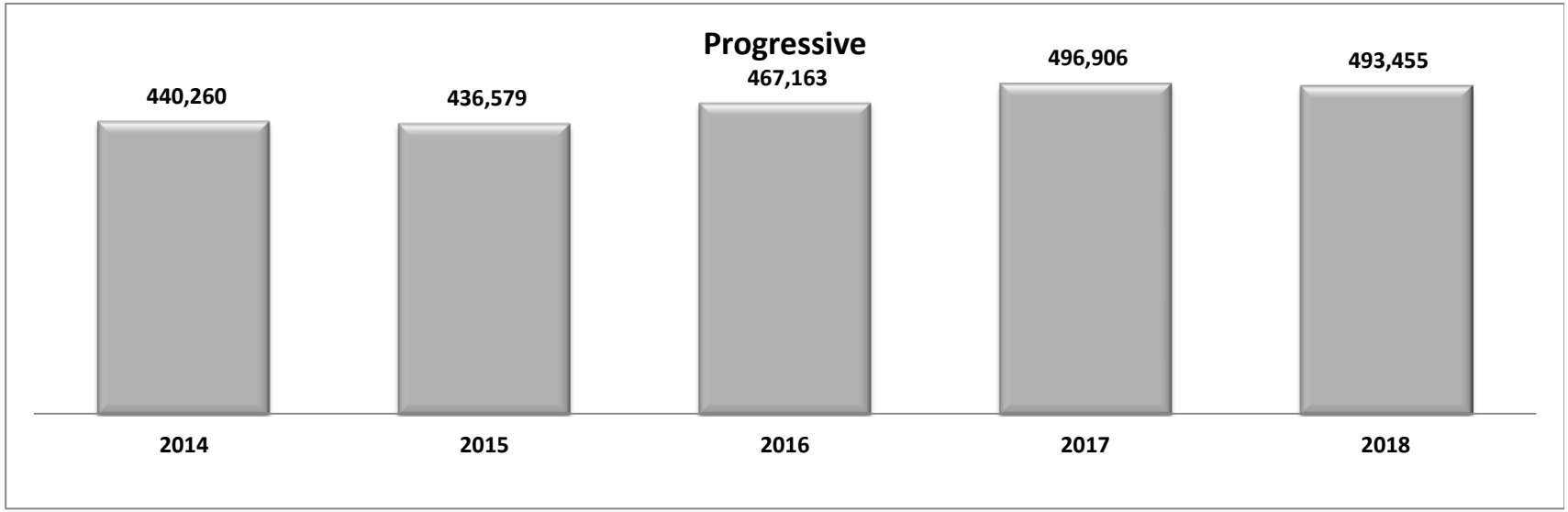

Tabela 11 Importi i Pataksuar në Vite
Table 11 Not Taxable Imports in years

Në milion lekë

Muajt	2014	2015	2016	2017	2018	Months
Janar	1,518	541	314	363	717	January
Shkurt	2,077	1,069	215	612	1,911	February
Mars	2,330	497	731	481	1,852	March
Prill	1,062	640	222	1,007	1,894	April
Maj	1,315	695	516	676	1,932	May
Qershor	2,017	1,062	701	657	2,105	June
Korrik	1,819	712	859	496	1,360	July
Gusht	1,961	308	614	568	1,040	August
Shtator	1,062	516	355	981	1,152	September
Tetor	1,177	578	271	458	1,289	October
Nentor	1,117	440	678	564	424	November
Dhjetor	1,202	474	818	551	1,154	
Progresivi	**18,657**	**7,534**	**6,294**	**7,414**	**16,829**	**Total**

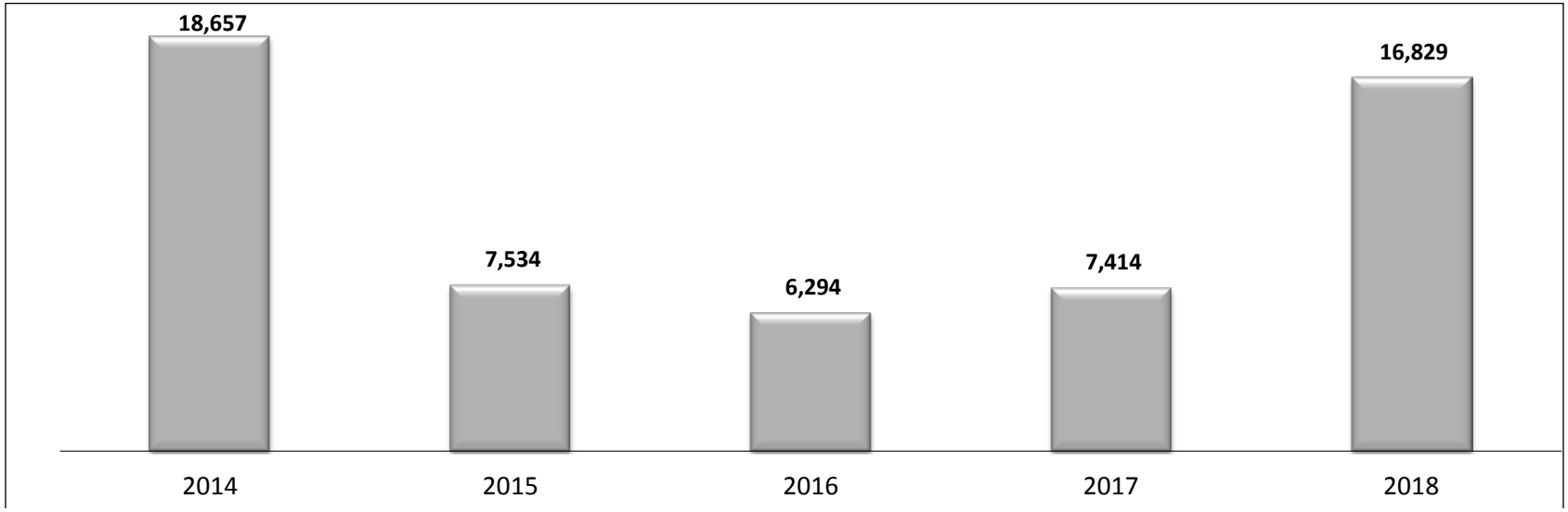

Tabela 12 Importi me Regjim Përpunimi Aktiv në vite
Table 12 Import Under Inward processing in years

Në milion lekë

Muajt	2014	2015	2016	2017	2018	Months
Janar	6,708	7,409	6,752	7,198	9,075	January
Shkurt	6,971	7,596	8,146	8,565	10,954	February
Mars	7,904	8,267	8,059	9,578	11,700	March
Prill	8,504	8,886	9,600	10,009	11,906	April
Maj	9,230	10,254	10,608	12,429	12,812	May
Qershor	9,042	9,770	10,432	12,443	12,085	June
Korrik	8,979	10,451	9,907	11,833	12,011	July
Gusht	5,130	4,483	5,359	6,454	7,383	August
Shtator	8,306	7,159	8,225	10,148	10,644	September
Tetor	9,218	9,114	9,833	11,385	12,444	October
Nentor	10,138	9,580	9,573	11,789	11,757	November
Dhjetor	8,982	8,403	9,649	10,709	10,718	
Progresivi	**99,112**	**101,374**	**106,143**	**122,539**	**133,489**	**Total**

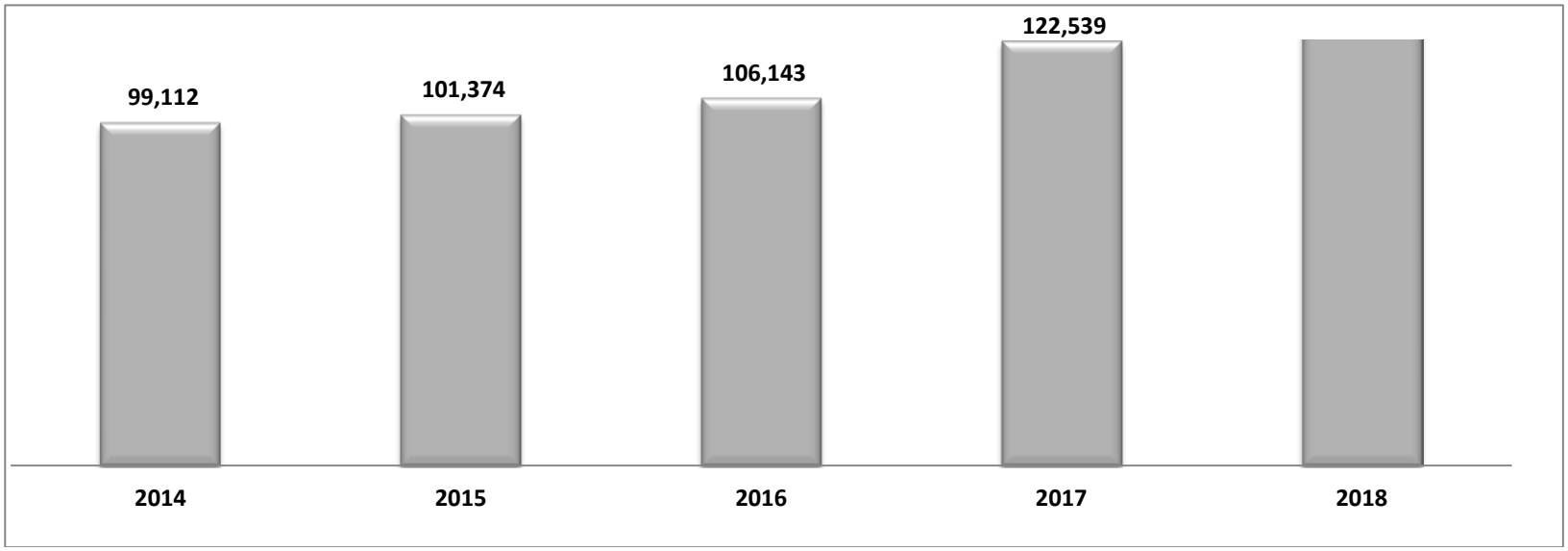

Tabela 13 Kursi i këmbimit të dollarit amerikan kundrejt lekut
Table 13 Exchange rate USD/Lek

Muajt	2014	2015	2016	2017	2018	Months
Janar	101.86	118.06	125.79	128.17	111.10	January
Shkurt	103.66	123.35	127.06	127.37	107.26	February
Mars	101.58	124.96	126.59	127.45	108.12	March
Prill	101.89	130.63	122.26	127.34	105.80	April
Maj	101.36	125.61	121.56	123.55	106.28	May
Qershor	102.72	128.48	124.15	119.99	107.61	June
Korrik	102.78	125.57	123.5	116.31	108.13	July
Gusht	103.81	127.49	122.6	113.39	107.27	August
Shtator	105.84	124.63	123.34	112.29	108.19	September
Tetor	110.89	124.24	122.74	113.37	108.75	October
Nëntor	110.77	126.43	124.66	114.71	110.25	November
Dhjetor	112.31	130.35	127.55	112.97	109.85	December
Kursi mesatar	**104.96**	**125.82**	**124.32**	**119.74**	**108.22**	**Average rate**

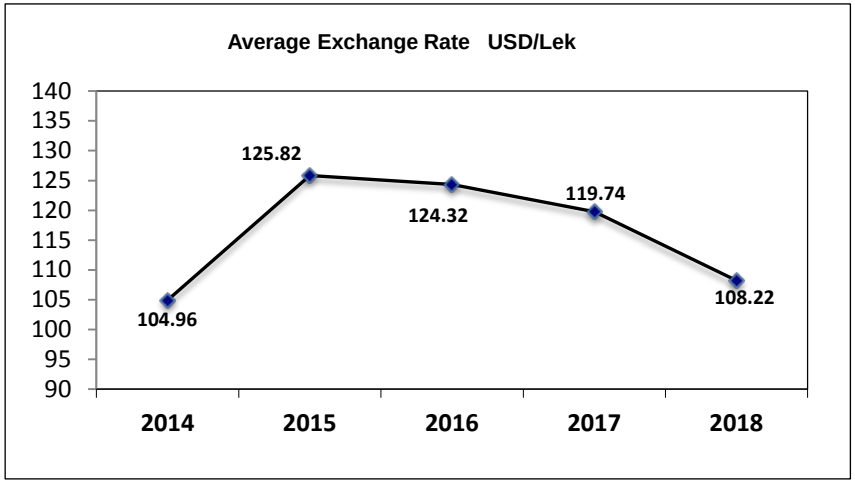

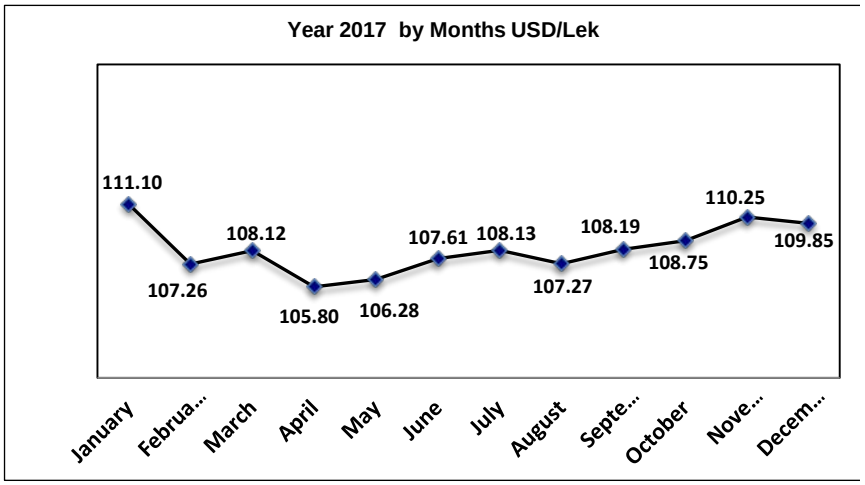

Tabela 14 Kursi i këmbimit të Euros kundrejt lekut
Table 14 Exchange rate Euro/Lek

Muajt	2014	2015	2016	2017	2018	Months
Janar	140.20	140.14	137.28	135.23	132.95	January
Shkurt	140.44	139.72	138.68	136.39	133.44	February
Mars	140.14	140.36	138.24	135.08	132.23	March
Prill	140.27	140.34	138.77	136.13	130.44	April
Maj	140.08	140.53	138.29	135.33	128.74	May
Qershor	139.86	140.98	138.29	134.19	125.93	June
Korrik	140.26	140.29	137.33	132.59	125.93	July
Gusht	139.02	139.59	136.18	132.98	125.76	August
Shtator	139.44	139.73	137.52	133.5	126.27	September
Tetor	139.89	139.39	137.33	133.7	126.29	October
Nentor	139.27	139.18	136.54	133.42	124.94	November
Dhjetor	140.10	138.15	135.86	133.64	124.3	December
Kursi mesatar	**139.90**	**140.02**	**137.68**	**134.41**	**128.45**	**Average rate**

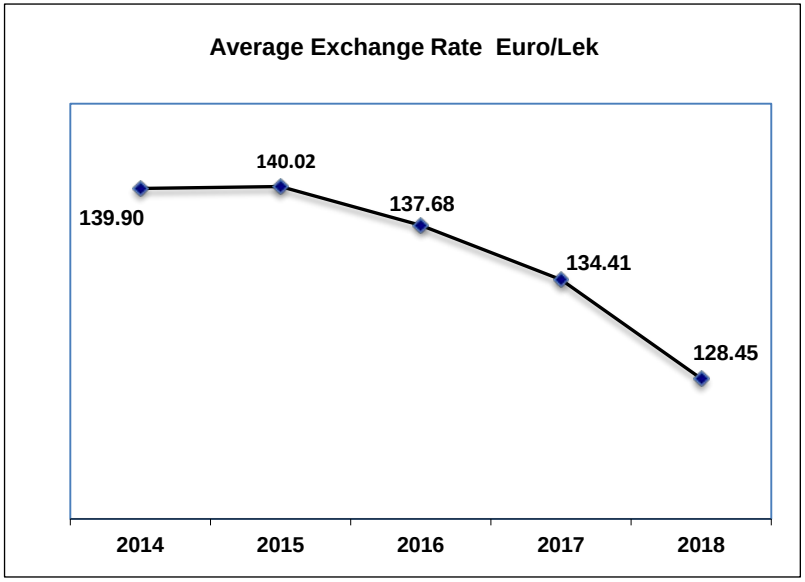

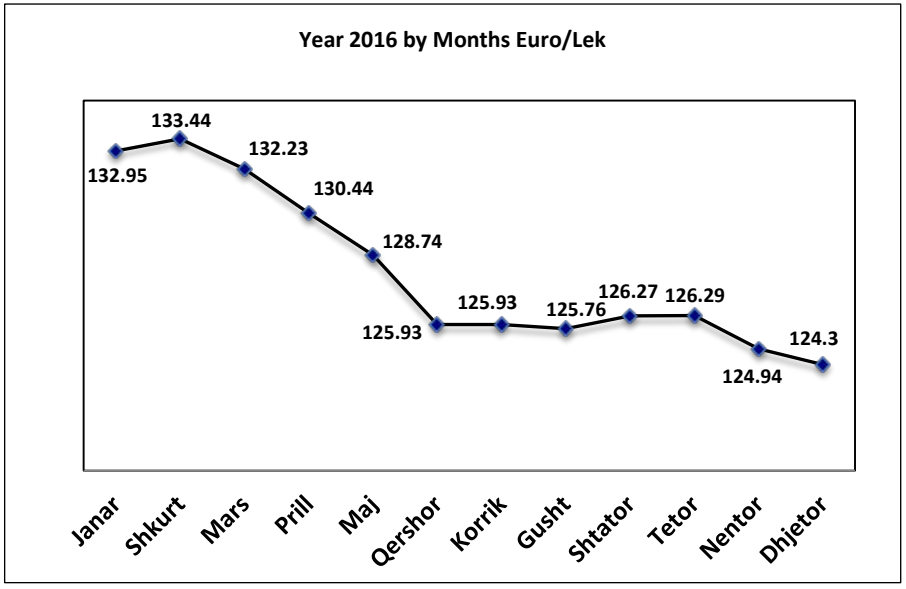

Tabela 15 Mallrat kryesore të Akcisës sipas muajve (Cigare, Birrë, Karburante, Kafe)
Table 15 Main Excise Commodities by months(Cigarette, Beer,Fuel,Coffee)

	Cigare Cigarette	Birrë Beer	Karburante Fuel	Kafe Coffee	
Muajt	**Sasia ne Ton**	**Sasia ne 000/litra**	**Sasia ne ton**	**Sasia ne Ton**	**Months**
Janar	638	1,637	38,547	599	January
Shkurt	738	1,902	39,155	719	February
Mars	746	2,972	37,125	700	March
Prill	574	2,654	45,417	789	April
Maj	652	2,944	44,014	889	May
Qershor	784	3,825	41,185	613	June
Korrik	779	6,130	43,474	786	July
Gusht	639	7,002	46,265	742	August
Shtator	846	3,729	42,979	1,019	September
Tetor	837	3,027	42,803	696	October
Nentor	573	2,790	40,034	712	November
Dhjetor	800	4,786	40,797	1,068	December
Progresivi	**8,605**	**43,399**	**501,797**	**9,334**	**Total**

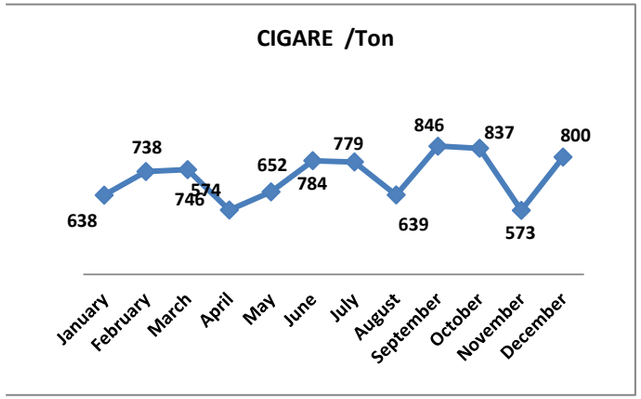

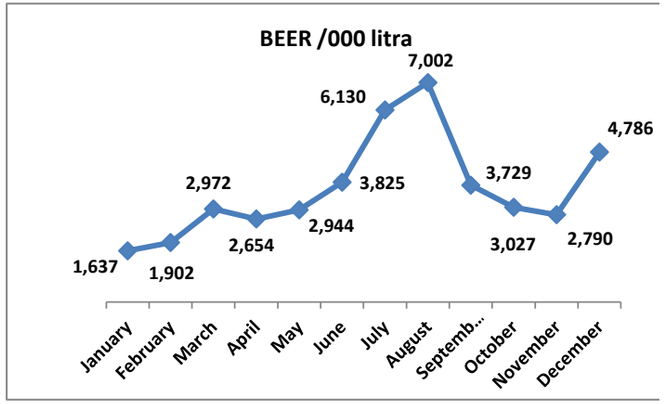

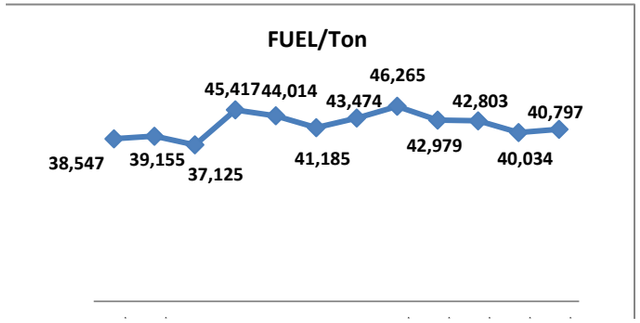

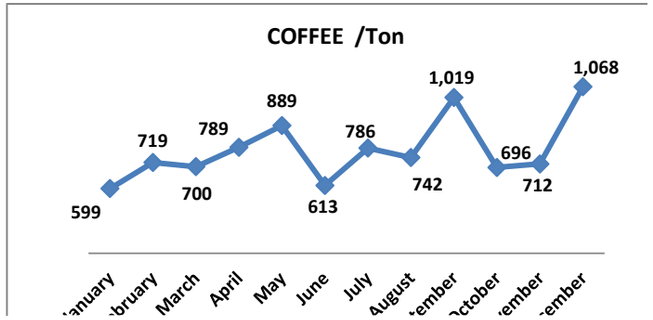

Tabela 16 Mallrat kryesore të Akcisës sipas viteve (Kafe, Birrë, Cigare, Karburante)

Table 16 Main Excise Commodities by years (Coffee,Beer,Cigarette,Fuel)

	Kafe Coffee	Birrë Beer	Cigare Cigarette	Karburante Fuel	
Vitet	Sasia/Ton	Sasia/ 000/Litra	Sasia/Ton	Sasia/ Ton	Vitet
2014	7,412	26,102	2,858	481,776	2014
2015	8,605	30,090	6,884	463,887	2015
2016	8,895	31,185	7,165	507,310	2016
2017	8,485	41,817	7,412	400,256	2017
2018	9,334	43,399	8,605	501,797	2018

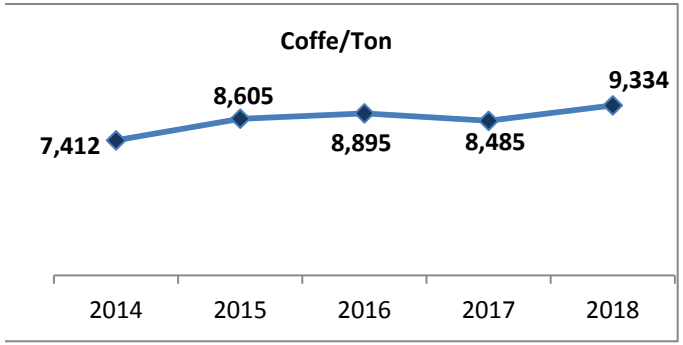

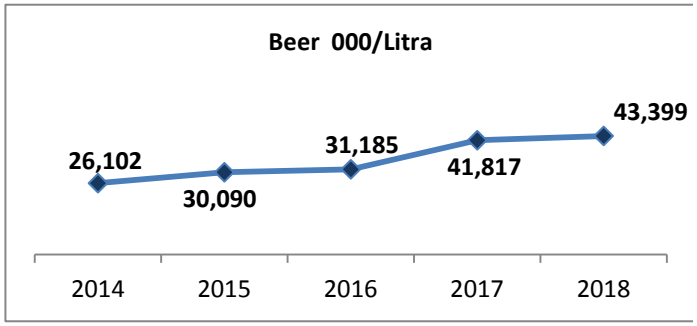

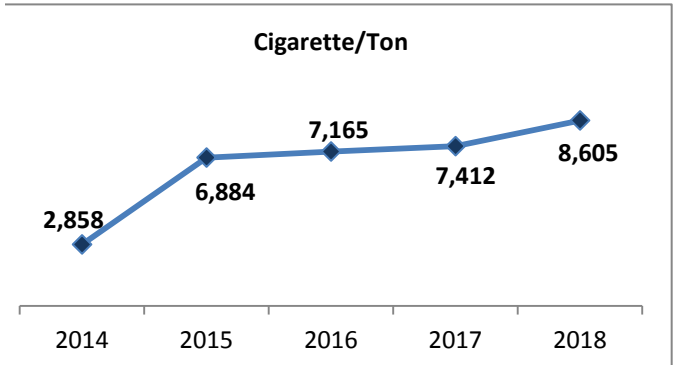

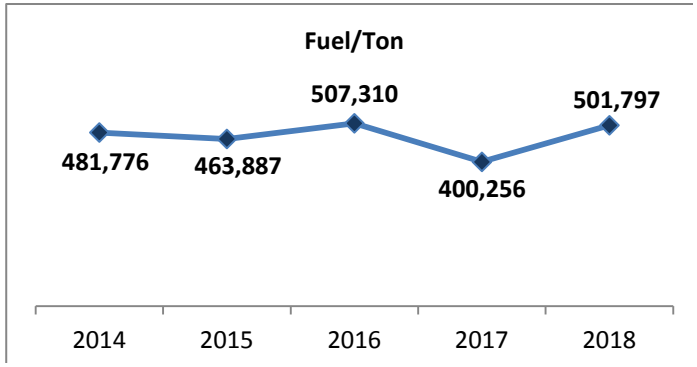

Tabela 17 Të ardhurat sipas mallrave kryesore Janar-Dhjetor 2018

	Pershkrimi	Të Ardhurat në Milion Lekë	Kontributi në % ndaj të ardhurave gjithësej
1	Karburante Import	36,961	22.73
2	Cigare	20,896	12.85
3	Metalet baze dhe artikujt prej tyre	9,144	5.62
4	Automjeteve te perdorura	6,088	3.74
5	Plastika dhe artikujt	4,455	2.74
6	Veshje, Tekstile	4,118	2.53
7	Karburante Prodhim Vendi	3,933	2.42
8	ushqime te pergatitura	3,788	2.33
9	Materiale te ndertimit	3,214	1.98
10	detergjentet; parfumeri	3,006	1.85
11	Elektro shtepiake	2,746	1.69
12	kimikatet inorganik kimik	2,729	1.68
13	Energji Elektrike	2,609	1.60
14	Gaz i Lëngët	2,468	1.52
15	Birre Importi	2,410	1.48
16	Fruta Perime	2,312	1.42
17	Rente Minerare Nafte Bruto	2,075	1.28
18	Mishi	1,736	1.07
19	Veshjet e Kembes dhe Kokes	1,734	1.07
20	Mobilieve Ndricues ndertesa	1,722	1.06
	Total	118,147	72.65

Table 17 Main Imports Revenues Collected Jan-Dec 2018

	Description	Revenues In Million Leke	Contribution in % to Customs Revenues total
1	Fuels Import	36,961	22.73
2	Cigars	20,896	12.85
3	Base metals and articles thereof	9,144	5.62
4	Used vehicles for the transport	6,088	3.74
5	Plastics and articles thereof	4,455	2.74
6	Clothing, Textiles	4,118	2.53
7	Fuels Production	3,933	2.42
8	Prepared food	3,788	2.33
9	Construction Materials	3,214	1.98
10	Organic surface-active agents, Perfumes	3,006	1.85
11	Electro domestic, electric stoves pianura; boiler, washing machine frigorifere TV	2,746	1.69
12	Chemicals	2,729	1.68
13	Electrical energy	2,609	1.60
14	Petroleum gases and other gaseous hydrocarbons	2,468	1.52
15	Beer	2,410	1.48
16	Fruits Vegetables	2,312	1.42
17	Royalty for crude oil Export	2,075	1.28
18	Meat	1,736	1.07
19	Footwear and Hats and other headgear	1,734	1.07
20	Illuminated Furniture	1,722	1.06
	Total	118,147	72.65