General Directorate of Customs
Fiscal Analyses Unit

BULETINI FISKAL Dhjetor 2020

FISCAL BULETIN
December 2020

Tel ++ 355 4 2 264 913

Per me teper,Buletinin Fiskal dhe Buletinin e Tregtise se Jashtme, do t'i gjeni ne format elektronik ne Web-in e D.P.D.-se
www.dogana.gov.al
Rubrika "Analiza"

Përmbajtja

Content

Të Ardhurat Doganore në Total dhe sipas zërave
Customs Revenues

1. Realizimi i të Ardhurave Doganore (Taksë doganore, Akcisë, Tvsh,Rentë minerare,etj.)
   Customs Revenues (Customs Duty, Excise,VAT,Mineral Royalty,etc.)
2. Realizimi i të Ardhurave Doganore në vite
   Customs Revenues in years
3. Taksa Doganore në vite
   Customs Duty in years
4. Akcisa në vite
   Excise in years
5. Tvsh në vite
   VAT in years
6. Renta minerare në vite
   Mineral Royalty in years
7. Niveli mesatar i Taksës Doganore në vite
   Average Tariff Rate in years

Volumi i Importeve në Vlerë
Value of Imports

8. Vlera e importeve sipas muajve
   Value of imports by months
9. Vlera e importeve në vite
   Value of imports in years
10. Importi i Taksuar në vite
    Taxable imports in years
11. Importi i Pataksuar në vite
    Untaxable Imports in years
12. Importi me Regjim Perpunimi Aktiv në vite
    Import under inëard processing in years
13. Kursi i këmbimit të dollarit amerikan kundrejt lekut
    Exchange rate USD/Lek
14. Kursi i këmbimit të Euros kundrejt lekut
    Exchange rate Euro/Lek

Mallrat Kryesore të Akcisës dhe Mallrat që zënë peshën kryesore në Totalin e të Ardhurave
Main Excise Commodities and Main Imports Revenues Collected

15. Mallrat Kryesore të Akcizës (Cigare, Birrë, Kafe, Karburant)
    Main Excise Commodities by months(Cigarette, Beer,Fuel,Coffee)
16. Importi i Kafes,Birrës,Cigareve,Karburantit në Vite
    Main Excise Commodities by years (Coffee,Beer,Cigarette,Fuel)
17. Mallrat që zënë peshën kryesore në Totalin e Të Ardhurave
    Main Imports Revenues Collected

Table 5. Realtime Hepatocyte Diagnostic (TG,Metab,Tech, Mortal relevance)
Table 5. Customer Revenues (Customer Acquisition,Affiliation Hospital)

ISO 10993-10

Group	Paper	Cable	MP3Player	Realtime-to-T	Months
Mon	12,345	12,345	110	10	January
Tuesday	12,890	12,890	110	20	February
Wed	12,890	12,890	47	110	March
Thu	8,910	8,910	28	110	April
Fri	12,345	12,345	28	110	May
Saturday	15,234	15,234	5	110	June
Sunday	14,200	14,200	28	110	July
Lunch	15,123	15,123	110	5	August
Dinner	14,234	14,234	110	5	September
Total	15,890	15,890	110	5	October
Mean	14,567	14,567	14,567	5	November
Median	12,567	12,567	401	110	December
Minimum	14,567	14,567	21,567	28	Total

Bar plot of Service Relationship Lecture



Tabela 2 Realizimi i të Ardhurave Doganore në vite
Table 2 Customs Revenues in years

Në milion lekë

Muajt	2016	2017	2018	2019	2020	Months
Janar	9,409	9,235	11,361	10,604	11,267	January
Shkurt	10,443	10,952	11,440	11,704	12,381	February
Mars	11,726	13,224	13,408	13,271	10,945	March
Prill	11,950	12,661	12,703	13,783	8,966	April
Maj	12,293	13,444	13,792	14,246	11,156	May
Qershor	13,385	14,415	13,818	13,904	13,253	June
Korrik	13,821	14,423	14,727	15,865	14,316	July
Gusht	14,004	14,950	14,753	15,825	13,640	August
Shtator	12,070	13,166	12,907	13,009	13,496	September
Tetor	12,841	13,794	14,302	14,625	14,338	October
Nëntor	12,921	13,852	13,961	13,221	14,031	November
Dhjetor	13,997	14,973	15,449	14,904	15,839	December
Progresivi	**148,861**	**159,090**	**162,621**	**164,960**	**153,628**	**Total**

Nuk janë të zbritura Rimbursimet e Akcizës

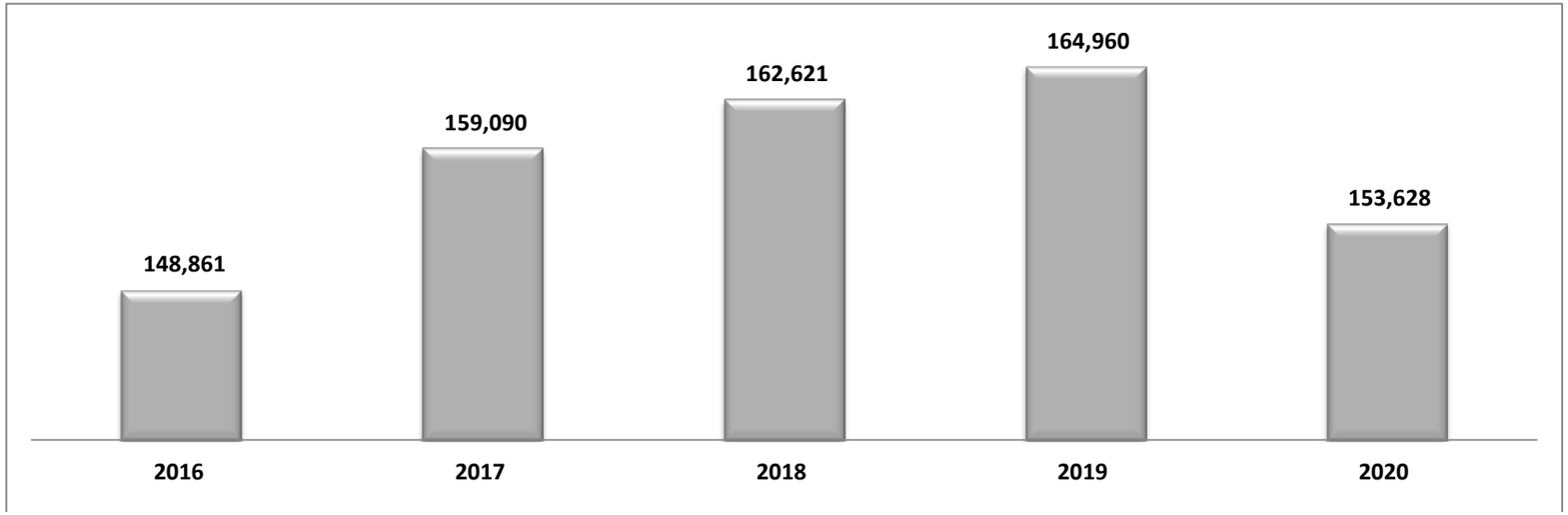

Tabela 3 Taksa Doganore në vite
Table 3 Customs Duty in years

Në milion Lekë

Muajt	2016	2017	2018	2019	2020	Months
Janar	398	414	418	410	451	January
Shkurt	410	450	459	430	503	February
Mars	498	494	523	571	405	March
Prill	468	482	467	555	373	April
Maj	532	636	564	592	514	May
Qershor	543	559	529	559	562	June
Korrik	581	615	590	630	587	July
Gusht	529	617	541	579	550	August
Shtator	474	507	467	478	513	September
Tetor	527	555	533	550	559	October
Nëntor	537	570	544	533	586	November
Dhjetor	635	592	581	594	636	December
Progresivi	**6,134**	**6,492**	**6,217**	**6,482**	**6,241**	**Total**

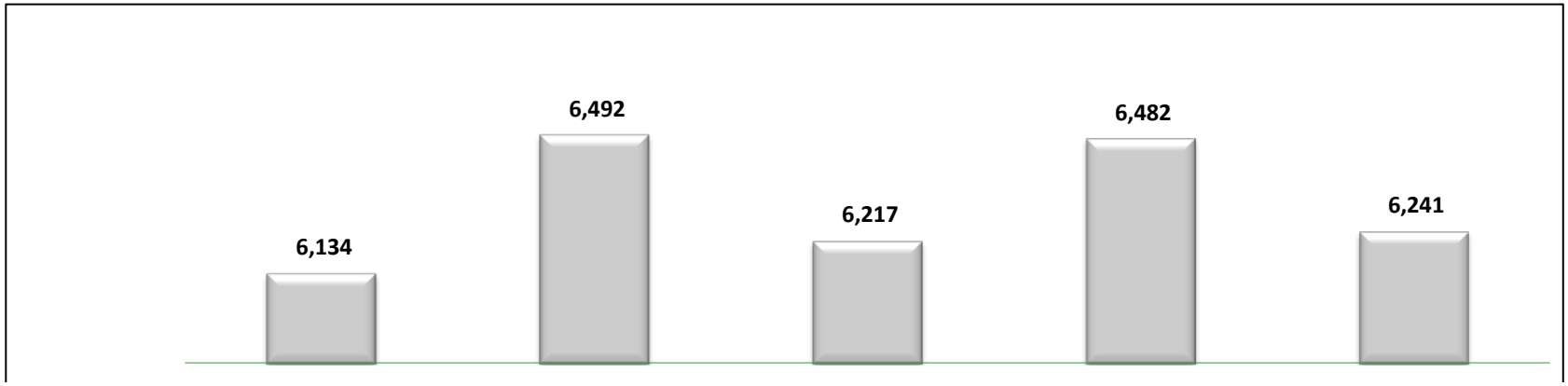

	2016	**2017**	**2018**	**2019**	**2020**

Tabela 4 Akciza në vite
Table 4 Excise in years

Në milion Lekë

Muajt	2016	2017	2018	2019	2020	Months
Janar	2,812	2,795	3,044	3,101	3,446	January
Shkurt	2,854	3,003	3,207	3,269	3,329	February
Mars	3,029	3,600	3,434	3,840	3,512	March
Prill	3,379	3,688	3,467	3,689	2,421	April
Maj	3,466	3,851	3,707	3,891	3,201	May
Qershor	3,818	4,485	4,236	4,327	3,992	June
Korrik	4,264	4,294	4,384	4,861	4,220	July
Gusht	4,240	4,915	5,060	5,309	4,415	August
Shtator	3,449	3,733	3,790	3,960	3,949	September
Tetor	3,541	3,529	3,944	4,124	4,042	October
Nëntor	3,544	4,023	3,891	3,641	4,040	November
Dhjetor	3,933	3,765	4,465	4,296	4,550	December
Progresivi	**42,328**	**45,680**	**46,629**	**48,308**	**45,117**	**Total**

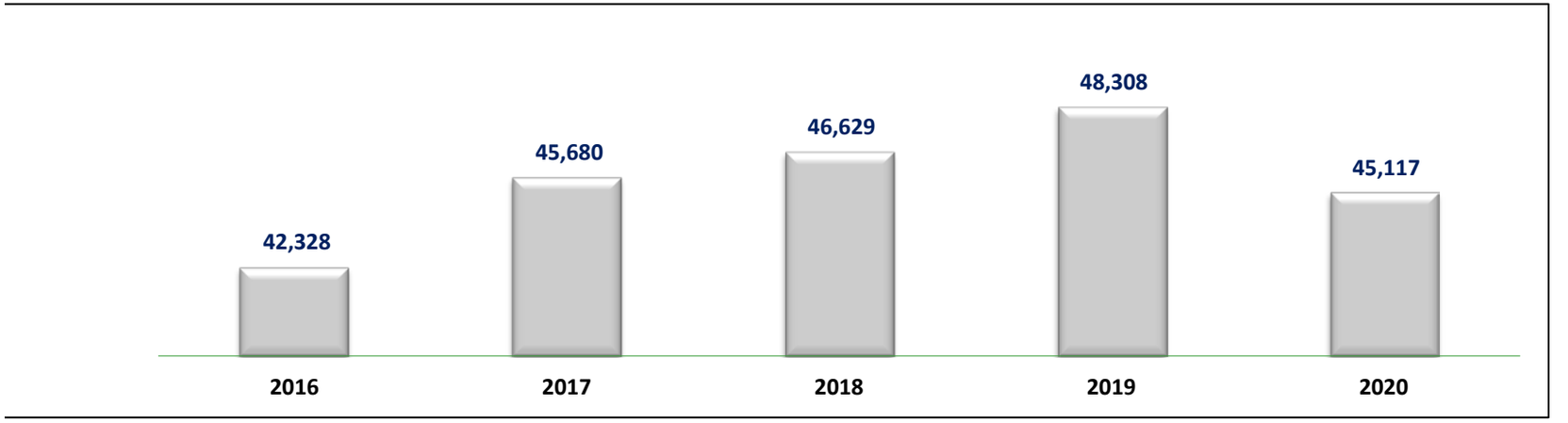

Shënim :

Tabela 5 Tvsh në vite
Table 5 VAT in years

Në milion lekë

Muajt	2016	2017	2018	2019	2020	Months
Janar	6,039	5,775	7,665	6,893	7,124	January
Shkurt	7,012	7,310	7,505	7,849	8,330	February
Mars	7,990	8,983	9,197	8,684	6,833	March
Prill	7,890	8,140	8,514	9,340	6,122	April
Maj	8,141	8,817	9,260	9,477	7,360	May
Qershor	8,717	9,234	8,855	8,856	8,569	June
Korrik	8,704	9,357	9,580	10,195	9,344	July
Gusht	8,972	9,251	8,987	9,788	8,552	August
Shtator	7,876	8,729	8,453	8,323	8,867	September
Tetor	8,580	9,538	9,532	9,656	9,609	October
Nëntor	8,524	9,056	9,344	8,805	9,239	November
Dhjetor	9,148	10,395	10,267	9,670	10,527	December
Progresivi	**97,593**	**104,586**	**107,157**	**107,536**	**100,475**	**Total**

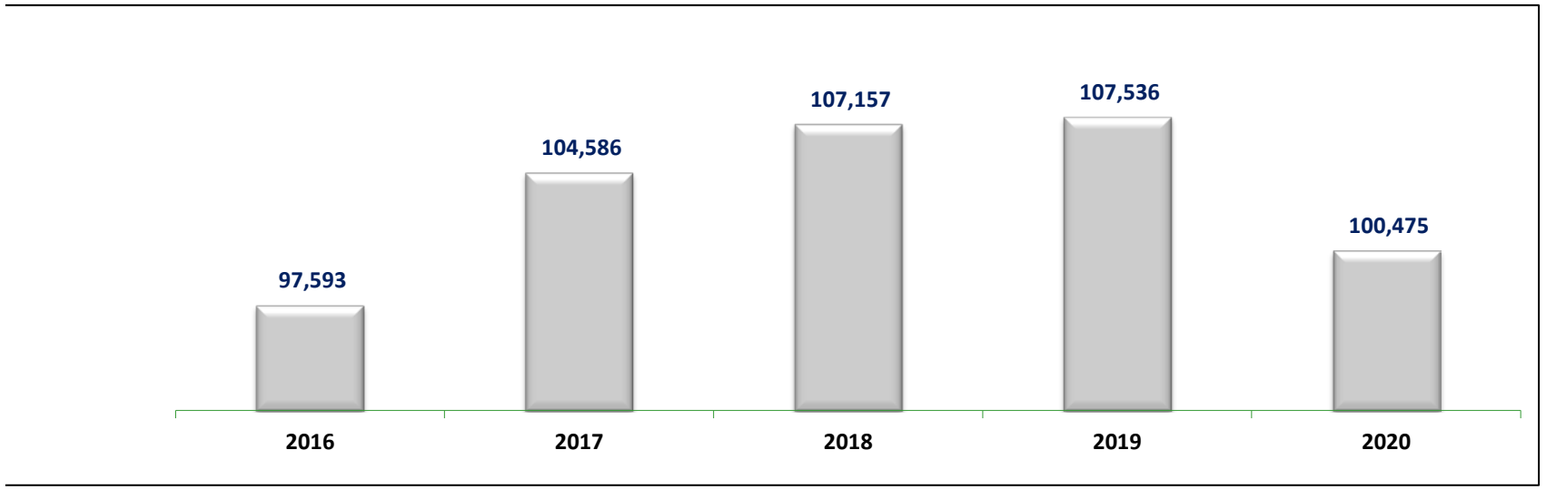

Tabela 6 Renta Minerare në vite
Table 6 Mineral Royalty in years

Në milion Lekë

Muajt	2016	2017	2018	2019	2020	Months
Janar	160	250	234	201	246	January
Shkurt	167	188	269	155	219	February
Mars	209	147	255	176	196	March
Prill	213	352	255	199	49	April
Maj	153	141	261	286	81	May
Qershor	307	138	198	162	130	June
Korrik	272	158	173	178	164	July
Gusht	263	167	165	148	123	August
Shtator	270	197	198	247	167	September
Tetor	193	171	293	295	128	October
Nëntor	316	203	181	242	166	November
Dhjetor	281	221	136	343	127	December
Progresivi	**2,804**	**2,333**	**2,618**	**2,635**	**1,795**	**Total**

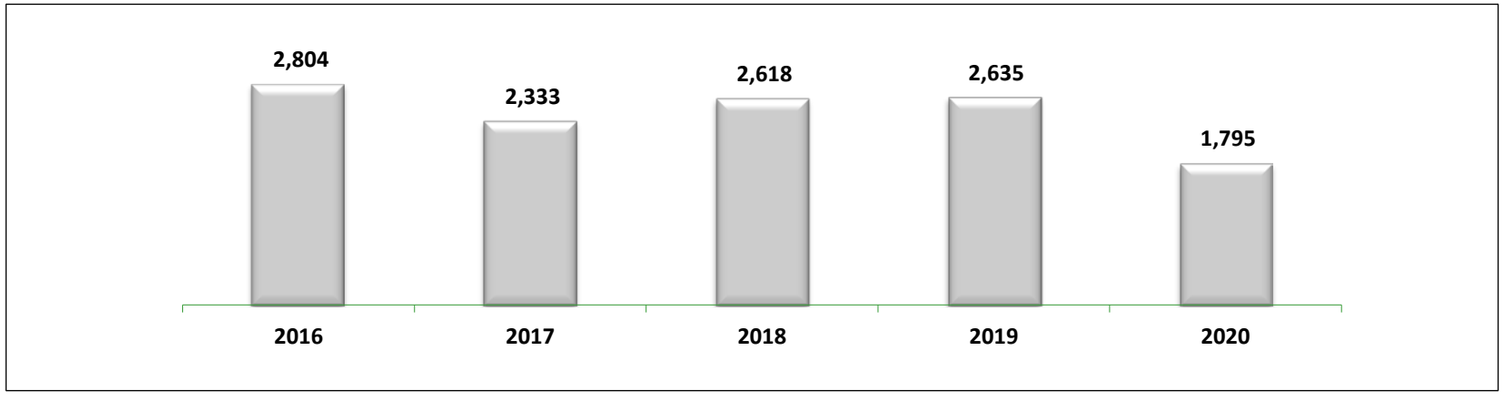

Tabela 7 Niveli mesatar i taksës doganore në vite
Table 7 Average Tariff Rate in years

Muajt	2016	2017	2018	2019	2020	Months
Janar	1.48	1.48	1.52	1.16	1.39	January
Shkurt	1.34	1.35	1.31	1.29	1.28	February
Mars	1.39	1.30	1.19	1.36	1.22	March
Prill	1.36	1.15	1.20	1.43	1.15	April
Maj	1.51	1.58	1.35	1.40	1.48	May
Qershor	1.45	1.36	1.20	1.40	1.40	June
Korrik	1.45	1.54	1.38	1.42	1.34	July
Gusht	1.47	1.53	1.27	1.44	1.39	August
Shtator	1.29	1.31	1.11	1.21	1.24	September
Tetor	1.31	1.36	1.17	1.23	1.18	October
Nëntor	1.38	1.45	1.28	1.21	1.34	November
Dhjetor	1.44	1.31	1.17	1.22	1.25	December
Niveli mesatar	**1.41**	**1.39**	**1.25**	**1.31**	**1.30**	Average tariff rate

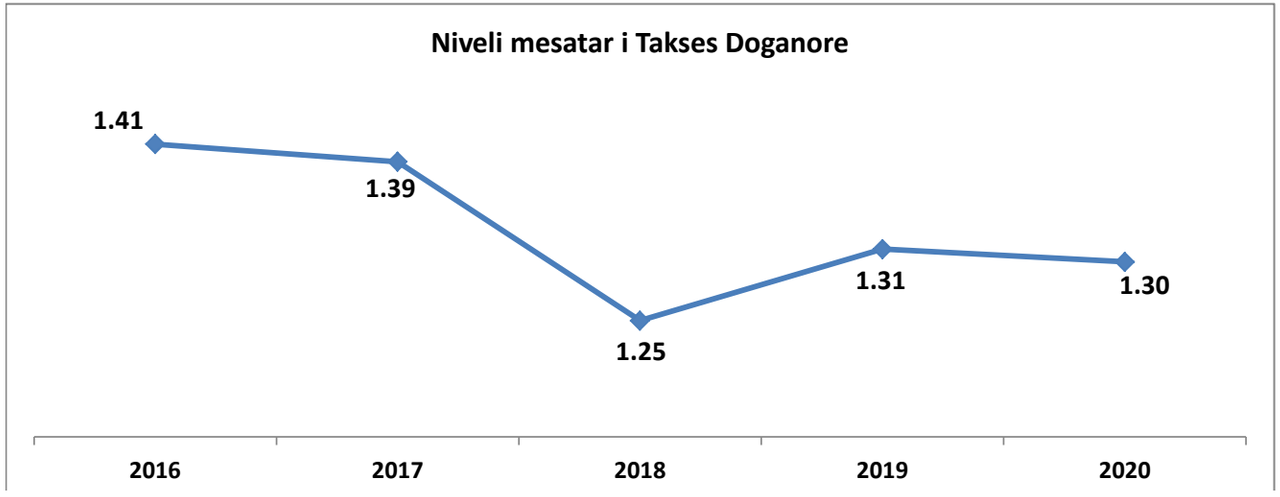

Tabela 8 Vlera e Importeve sipas muajve
Table 8 Value of imports by months

Në milion lekë

Muajt	Import	Import i Taksuar		Import i Pataksuar		Përpunim Aktiv		Të Tjera		Months
	Vlera	Vlera	%	Vlera	%	Vlera	%	Vlera	%	
Janar	42,846	32,536	75.9	580	1.4	8,923	20.8	807	1.9	January
Shkurt	52,709	39,408	74.8	552	1.0	11,821	22.4	928	1.8	February
Mars	49,194	33,062	67.2	270	0.5	8,763	17.8	7,100	14.4	March
Prill	46,259	32,600	70.5	499	1.1	5,783	12.5	7,377	15.9	April
Maj	51,941	34,790	67.0	865	1.7	9,283	17.9	7,004	13.5	May
Qershor	53,509	40,220	75.2	356	0.7	11,575	21.6	1,358	2.5	June
Korrik	58,631	43,777	74.7	405	0.7	12,486	21.3	1,964	3.3	July
Gusht	50,049	39,663	79.2	709	1.4	8,124	16.2	1,553	3.1	August
Shtator	53,498	41,387	77.4	742	1.4	10,404	19.4	966	1.8	September
Tetor	60,693	47,298	77.9	452	0.7	12,087	19.9	856	1.4	October
Nëntor	57,137	43,719	76.5	440	0.8	11,711	20.5	1,267	2.2	November
Dhjetor	64,109	50,763	79.2	423	0.7	10,459	16.3	2,464	3.8	December
Progresivi	640,575	479,222	74.8	6,294	1.0	121,418	19	33,642	5.3	Total

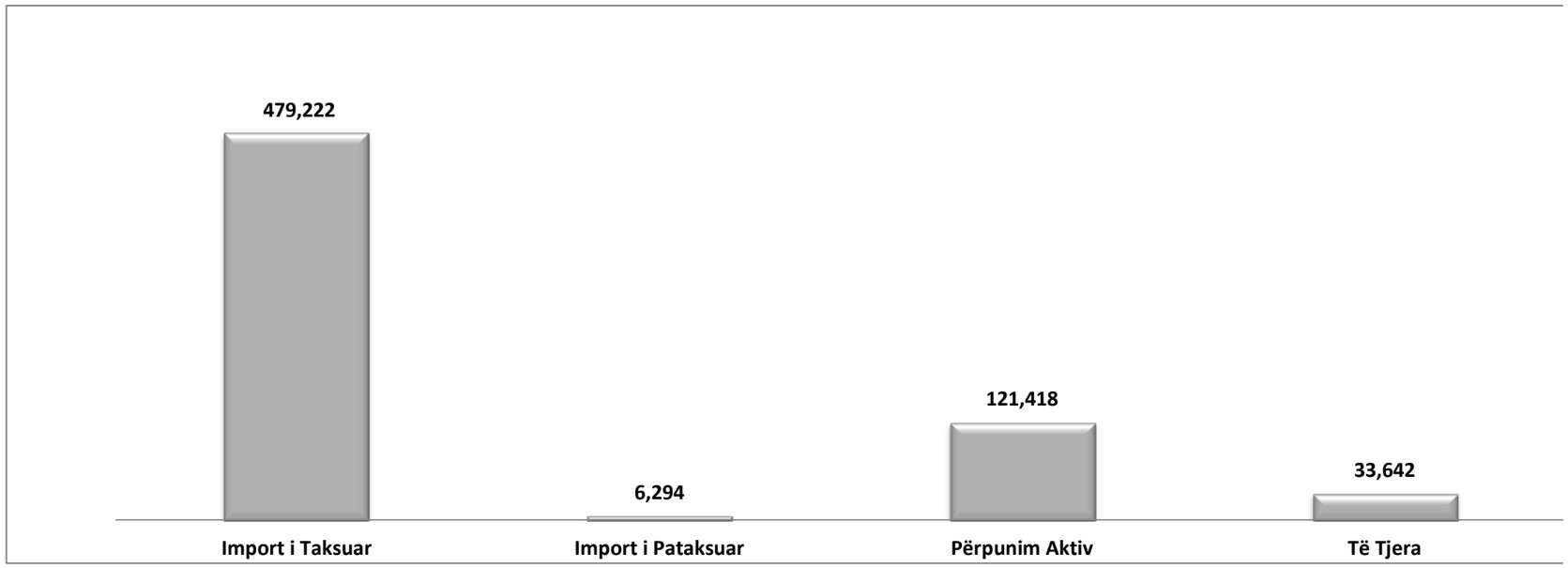

Tabela 9 Vlera e Importeve në vite
Table 9 Value of Imports in years

Në milion lekë

Vitet	2016	2017	2018	2019	2020	Years
Importi I Taksuar	436,579	467,163	496,906	493,455	479,222	Taxable imports
Importi I Pataksuar	7,534	6,294	7,414	16,829	6,294	Untaxable imports
Importi me RPA	101,374	106,143	122,539	133,489	121,418	port under inward processing
Të tjera Importe	21,285	22,800	25,989	25,333	30,713	Other imports
Totali I Importeve	**566,772**	**602,400**	**652,848**	**669,106**	**637,646**	**Total of imports**

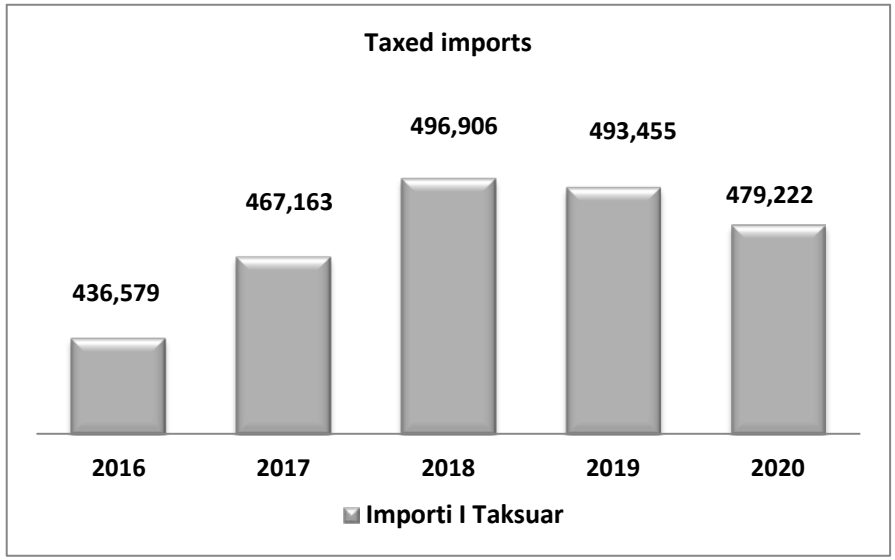

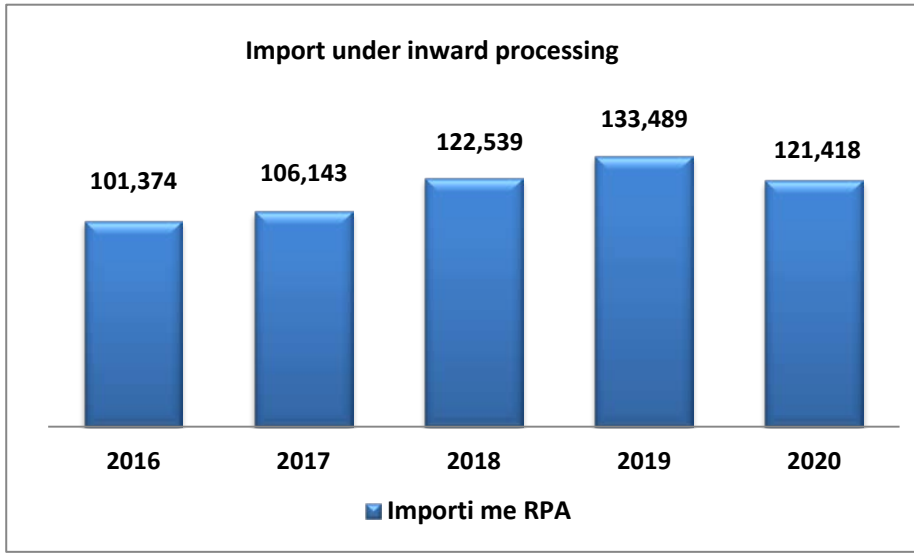

Tabela 10 Importi i Taksuar në vite
Table 10 Taxable imports in years

Në milion lekë

Muajt	2016	2017	2018	2019	2020	Months
Janar	26,938	27,993	27,499	35,206	32,536	January
Shkurt	30,558	33,256	35,129	33,346	39,408	February
Mars	35,797	38,119	43,913	42,104	33,062	March
Prill	34,322	41,772	38,915	38,858	32,600	April
Maj	35,248	40,245	41,882	42,279	34,790	May
Qershor	37,477	41,042	44,165	40,015	40,220	June
Korrik	40,029	40,030	42,748	44,532	43,777	July
Gusht	35,984	40,315	42,552	40,302	39,663	August
Shtator	36,695	38,746	42,209	39,384	41,387	September
Tetor	40,369	40,966	45,688	44,772	47,298	October
Nëntor	39,036	39,410	42,508	43,978	43,719	November
Dhjetor	44,126	45,268	49,699	48,679	50,763	December
Progresivi	**436,579**	**467,163**	**496,906**	**493,455**	**479,222**	**Total**

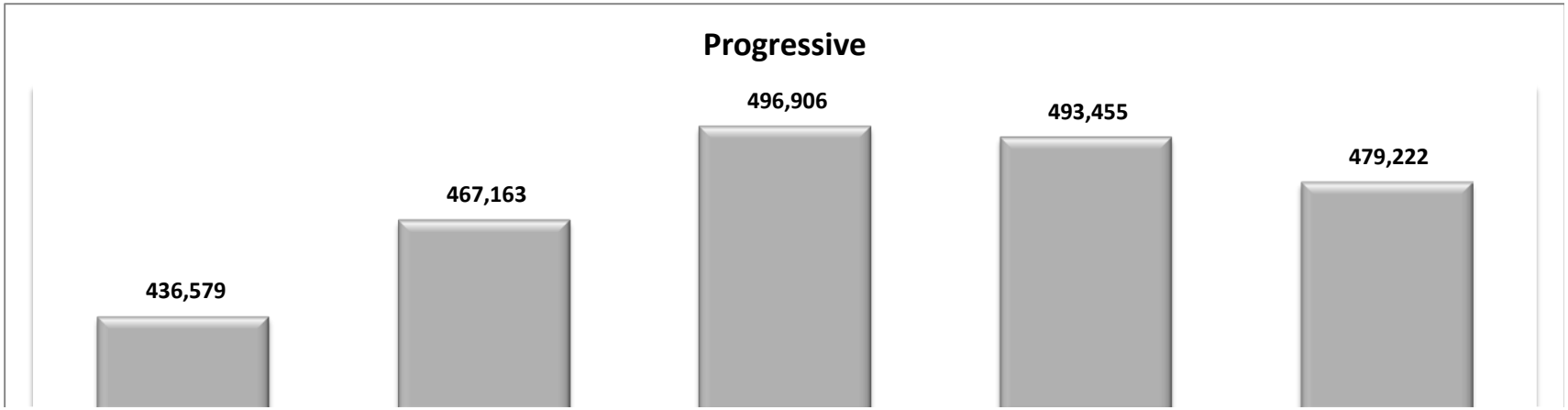


2016
2017
2018
2019
2020

Tabela 11 Importi i Pataksuar në Vite
Table 11 Not Taxable Imports in years

Në milion lekë

Muajt	2016	2017	2018	2019	2020	Months
Janar	541	314	363	717	580	January
Shkurt	1,069	215	612	1,911	552	February
Mars	497	731	481	1,852	270	March
Prill	640	222	1,007	1,894	499	April
Maj	695	516	676	1,932	865	May
Qershor	1,062	701	657	2,105	356	June
Korrik	712	859	496	1,360	405	July
Gusht	308	614	568	1,040	709	August
Shtator	516	355	981	1,152	742	September
Tetor	578	271	458	1,289	452	October
Nëntor	440	678	564	424	440	November
Dhjetor	474	818	551	1,154	423	
Progresivi	**7,534**	**6,294**	**7,414**	**16,829**	**6,294**	**Total**

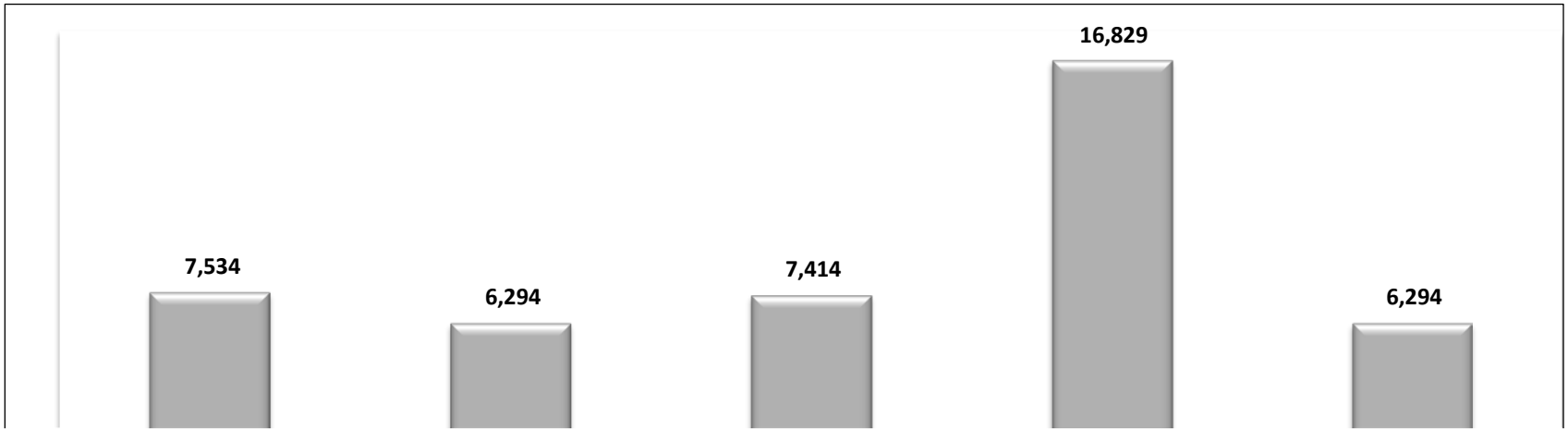


2016
2017
2018
2019
2020

Tabela 12 Importi me Regjim Përpunimi Aktiv në vite
Table 12 Import Under Inward processing in years

Në milion lekë

Muajt	2016	2017	2018	2019	2020	Months
Janar	7,409	6,752	7,198	9,075	8,923	January
Shkurt	7,596	8,146	8,565	10,954	11,821	February
Mars	8,267	8,059	9,578	11,700	8,763	March
Prill	8,886	9,600	10,009	11,906	5,783	April
Maj	10,254	10,608	12,429	12,812	9,283	May
Qershor	9,770	10,432	12,443	12,085	11,575	June
Korrik	10,451	9,907	11,833	12,011	12,486	July
Gusht	4,483	5,359	6,454	7,383	8,124	August
Shtator	7,159	8,225	10,148	10,644	10,404	September
Tetor	9,114	9,833	11,385	12,444	12,087	October
Nëntor	9,580	9,573	11,789	11,757	11,711	November
Dhjetor	8,403	9,649	10,709	10,718	10,459	
Progresivi	**101,374**	**106,143**	**122,539**	**133,489**	**121,418**	**Total**

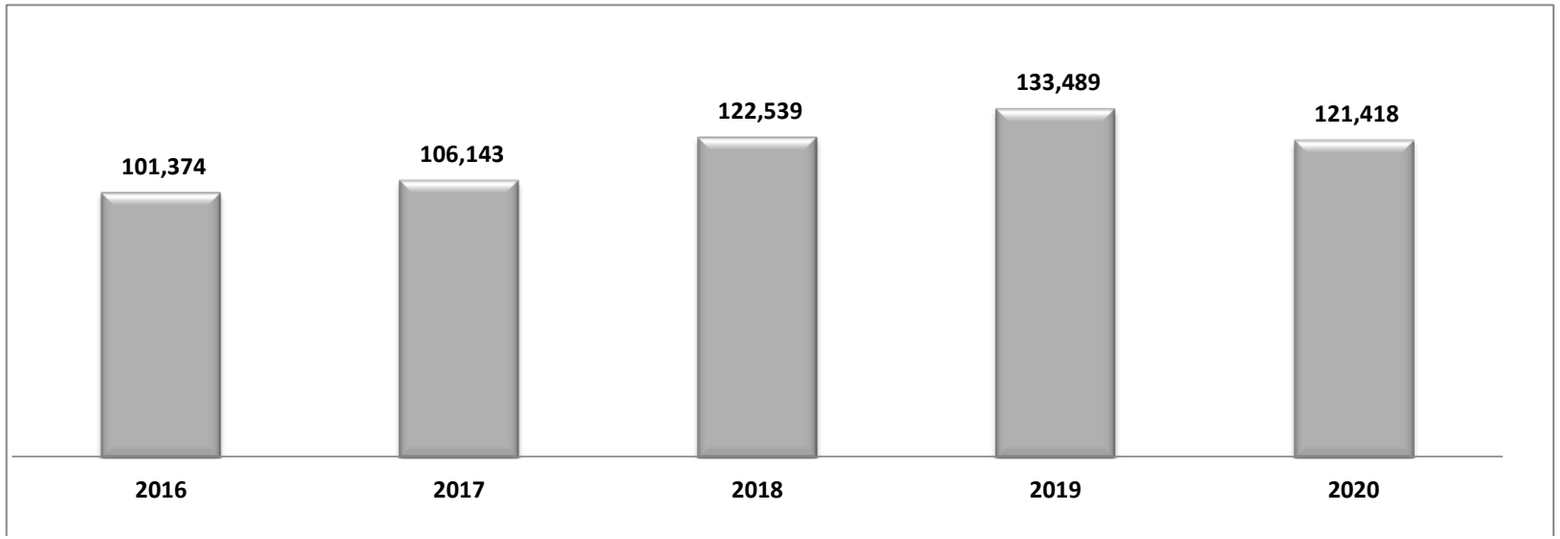

Tabela 13 Kursi i këmbimit të dollarit amerikan kundrejt lekut
Table 13 Exchange rate USD/Lek

Muajt	2016	2017	2018	2019	2020	Months
Janar	125.79	128.17	111.1	107.82	108.64	January
Shkurt	127.06	127.37	107.26	108.58	110.71	February
Mars	126.59	127.45	108.12	110.51	111.38	March
Prill	122.26	127.34	105.8	111.67	118.75	April
Maj	121.56	123.55	106.28	110.09	113.55	May
Qershor	124.15	119.99	107.61	109.97	111.76	June
Korrik	123.50	116.31	108.13	107.69	110.95	July
Gusht	122.60	113.39	107.27	109.07	105.61	August
Shtator	123.34	112.29	108.19	110.59	104.33	September
Tetor	122.74	113.37	108.75	111.7	105.99	October
Nëntor	124.66	114.71	110.25	110.44	106.16	November
Dhjetor	127.55	112.97	109.85	111.34	103.85	December
Kursi mesatar	**124.32**	**119.74**	**108.22**	**109.96**	**109.31**	**Average rate**

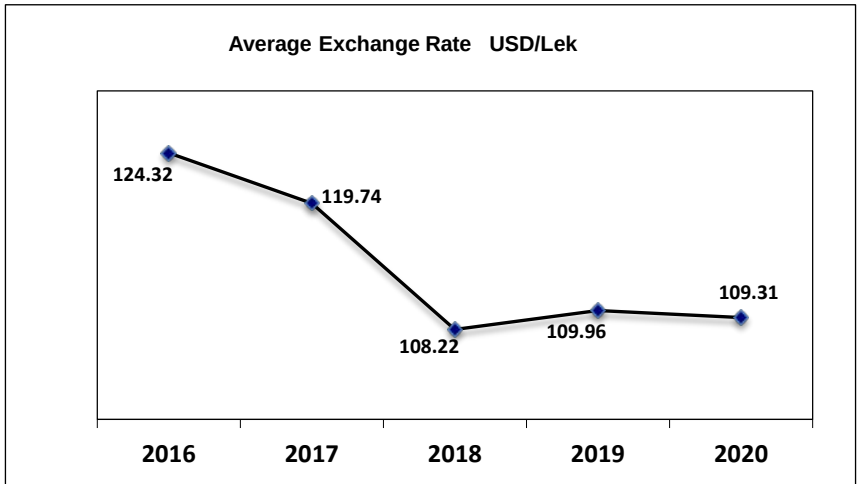

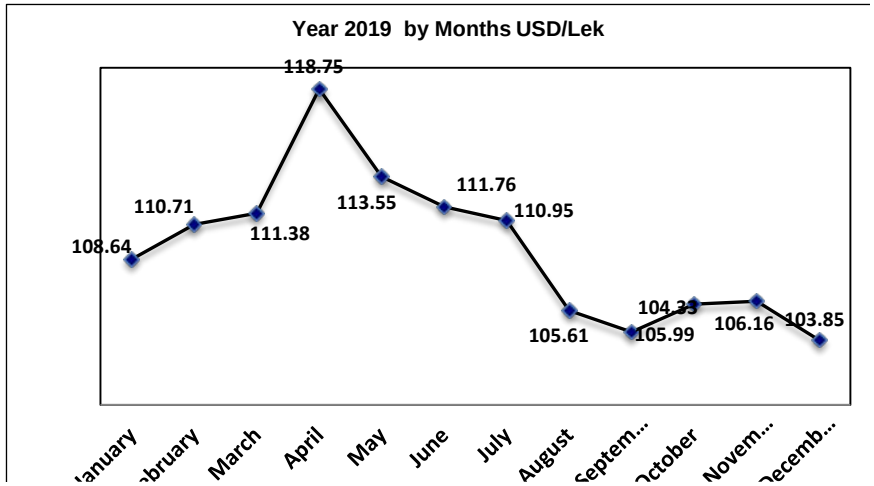

Tabela 14 Kursi i këmbimit të Euros kundrejt lekut
Table 14 Exchange rate Euro/Lek

Muajt	2016	2017	2018	2019	2020	Months
Janar	137.28	135.23	132.95	123.42	121.77	January
Shkurt	138.68	136.39	133.44	124.64	122.13	February
Mars	138.24	135.08	132.23	125.92	122.74	March
Prill	138.77	136.13	130.44	125.34	130.66	April
Maj	138.29	135.33	128.74	123.38	123.49	May
Qershor	138.29	134.19	125.93	122.63	124.33	June
Korrik	137.33	132.59	125.93	122.65	124.34	July
Gusht	136.18	132.98	125.76	121.64	123.95	August
Shtator	137.52	133.50	126.27	122.12	124.09	September
Tetor	137.33	133.70	126.29	122.11	124.05	October
Nentor	136.54	133.42	124.94	123.25	123.93	November
Kursi mesatar	**137.53**	**134.35**	**128.10**	**123.30**	**124.11**	**Average rate**

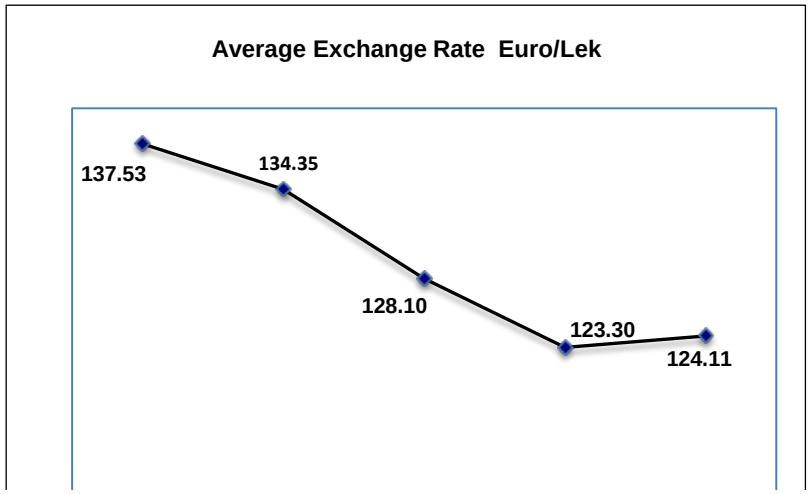

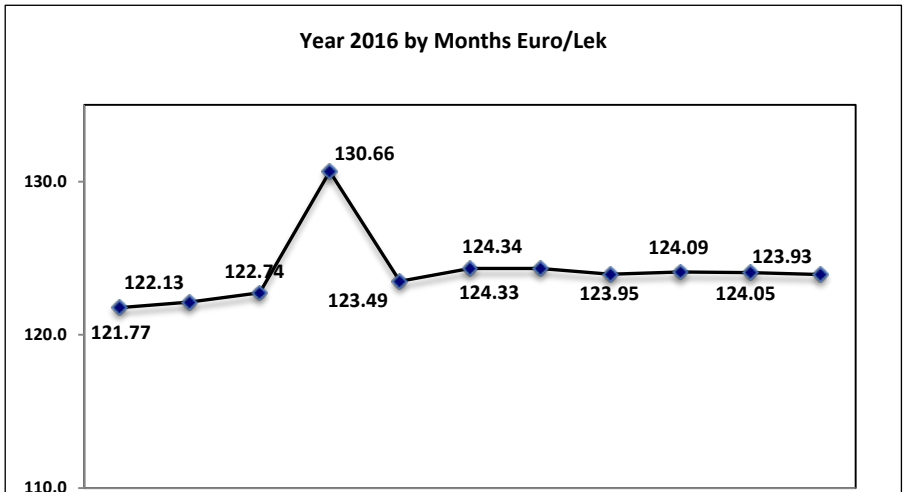


2016
2017
2018
2019
2020

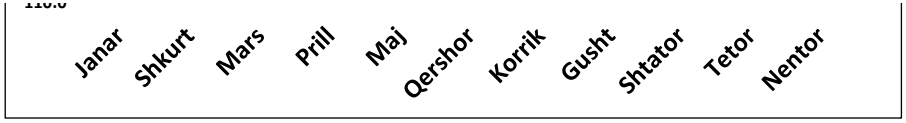
Janar
Shkurt
Mars
Prill
Maj
Qershor
Korrik
Gusht
Shtator
Tetor
Nentor

Tabela 15 Mallrat kryesore të Akcisës sipas muajve (Cigare, Birrë, Karburante, Kafe)
Table 15 Main Excise Commodities by months(Cigarette, Beer,Fuel,Coffee)

	Cigare Cigarette	Birrë Beer	Karburante Fuel	Kafe Coffee	
Muajt	**Sasia ne Ton**	**Sasia ne 000/litra**	**Sasia ne ton**	**Sasia ne Ton**	**Months**
Janar	183	1,846	43,166	589	January
Shkurt	205	2,346	43,627	506	February
Mars	268	1,417	29,884	676	March
Prill	145	1,205	34,145	922	April
Maj	236	2,763	39,976	608	May
Qershor	222	6,411	44,268	664	June
Korrik	220	6,296	51,510	650	July
Gusht	206	6,207	50,373	562	August
Shtator	227	3,669	50,148	603	September
Tetor	280	2,938	49,108	980	October
Nëntor	237	2,513	43,363	709	November
Dhjetor	284	4,378	53,427	691	December
Progresivi	**2,430**	**37,611**	**479,567**	**7,471**	**Total**

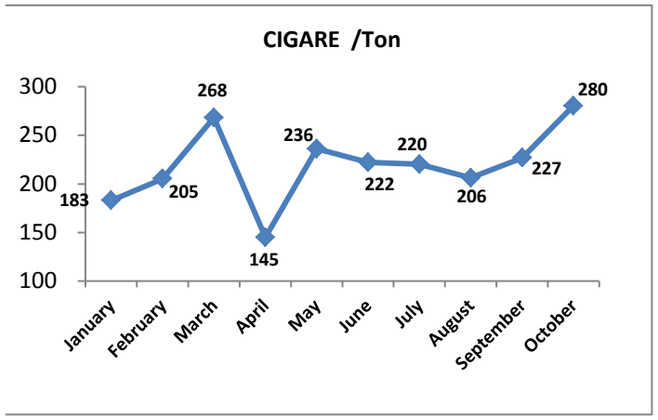

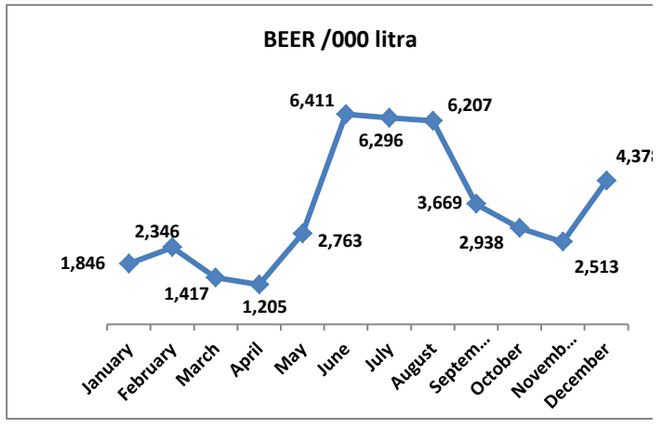

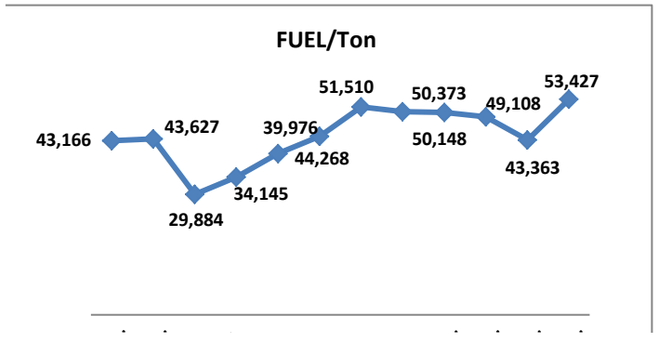

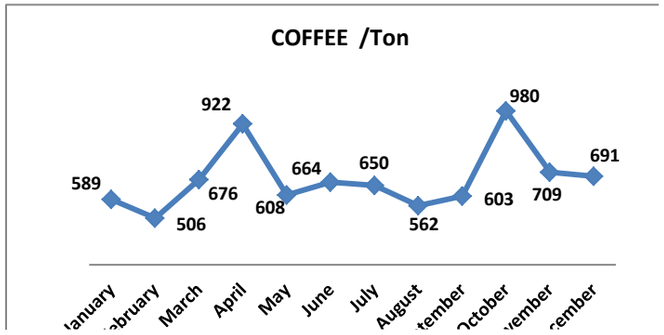

Tabela 16 Mallrat kryesore të Akcisës sipas viteve (Kafe, Birrë, Cigare, Karburante)

Table 16 Main Excise Commodities by years (Coffee,Beer,Cigarette,Fuel)

	Kafe Coffee	Birrë Beer	Cigare Cigarette	Karburante Fuel	
Vitet	Sasia/Ton	Sasia/ 000/Litra	Sasia/Ton	Sasia/ Ton	Vitet
2016	8,895	31,185	2,907	507,310	2016
2017	8,485	41,817	3,106	400,256	2017
2018	9,334	43,399	2,858	501,797	2018
2019	8,616	44,811	2,978	520,200	2019
2020	8,162	41,988	2,714	532,994	2020

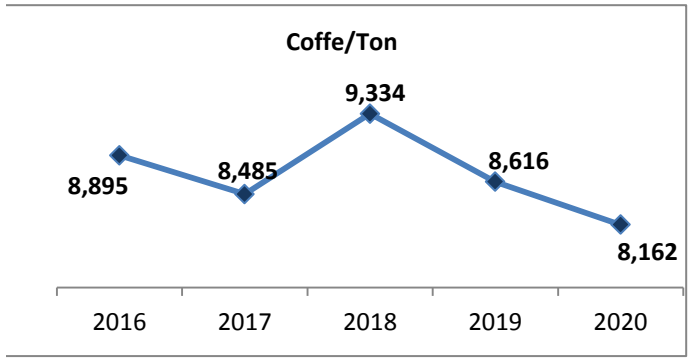

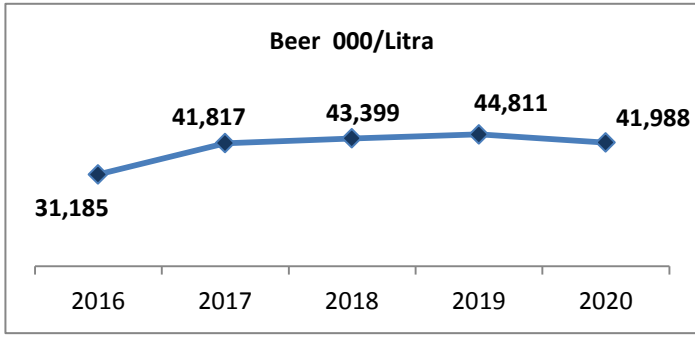

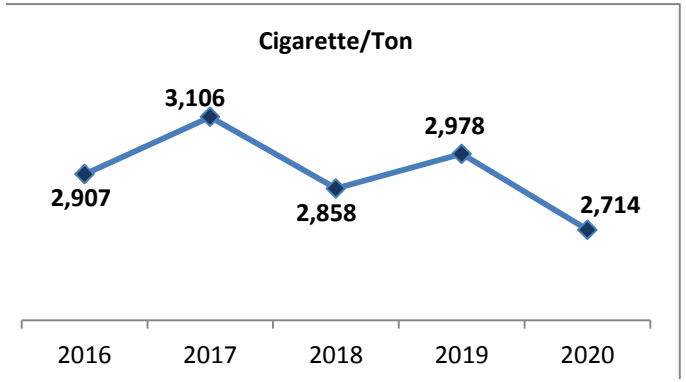

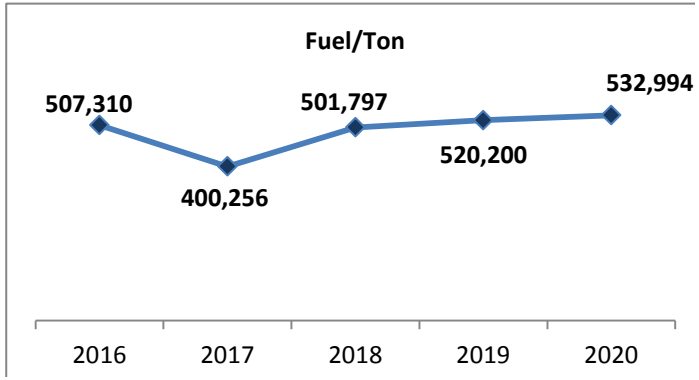

Tabela 17 Të ardhurat sipas mallrave kryesore Janar-Dhjetor 2020

	Pershkrimi	Të Ardhurat në Milion Lekë	Kontributi në % ndaj të ardhurave gjithësej
1	Karburante Import	33,727	21.95
2	Cigare	21,823	14.20
3	Metalet baze dhe artikujt prej tyre	8,107	5.28
4	Automjeteve te perdorura	5,490	3.57
5	Plastika dhe artikujt	4,094	2.67
6	Veshje, Tekstile	4,086	2.66
7	Ushqime te pergatitura	3,979	2.59
8	Detergjentet; parfumeri	3,407	2.22
9	Materiale te ndertimit	3,403	2.22
10	Energji Elektrike	2,978	1.94
11	Elektro shtepiake	2,649	1.72
12	Kimikatet inorganik kimik	2,644	1.72
13	Birre Importi	2,318	1.51
14	Fruta Perime	2,284	1.49
15	Gaz i Lëngët	2,217	1.44
16	Mishi	1,722	1.12
17	Mobilieve Ndricues ndertesa	1,638	1.07
18	Druri kashta dhe artikuj prej tyre	1,591	1.04
19	Veshjet e Kembes dhe Kokes	1,565	1.02
20	Mielli dhe Gruri	1,551	1.01
	Total	111,274	72.43

Table 17 Main Imports Revenues Collected January-December 2020

	Description	Revenues In Million Leke	Contribution in % to Customs
1	Fuels Import	33,727	21.95
2	Cigars	21,823	14.20
3	Base metals and articles thereof	8,107	5.28
4	Used vehicles for the transport	5,490	3.57
5	Plastics and articles thereof	4,094	2.67
6	Clothing, Textiles	4,086	2.66
7	Prepared foods	3,979	2.59
8	Organic surface-active agents, Perfumes	3,407	2.22
9	Construction Materials	3,403	2.22
10	Electrical energy	2,978	1.94
11	Electro domestic, electric stoves pianura; boiler, washing machine frigorifere TV	2,649	1.72
12	Chemicals	2,644	1.72
13	Fruits Vegetables	2,318	1.51
14	Beer Import	2,284	1.49
15	Petroleum gases and other gaseous hydrocarbons	2,217	1.44
16	Meaty	1,722	1.12
17	Lighting building furniture	1,638	1.07
18	Footwear and Hats and other headgear	1,591	1.04
19	Straw wood and articles from them	1,565	1.02
20	Flour and Wheat	1,551	1.01
	Total	111,274	72.43